


## Local people, local choices

Lewknor Neighbourhood Plan

[www.LewknorParishNP.org](http://www.LewknorParishNP.org)

Consultation 2 – Report - Final



# Lewknor Parish Neighbourhood Plan

## Consultation 2 Report

---

Status : Final  
Generated On : 12 March 2019  
Version : 10.0

# Local people, local choices

Lewknor Neighbourhood Plan

[www.LewknorParishNP.org](http://www.LewknorParishNP.org)

Consultation 2 – Report - Final



## Table of Contents


	Page
1. Introduction	3
2. Summary	3
3. Lewknor Neighbourhood Plan Consultation 2 – how it was undertaken	4
4. Lewknor Neighbourhood Plan Consultation 2 – findings	6
5. Demographic Information	18
6. Lewknor Neighbourhood Plan Consultation 2 – next steps	19
Appendices	
A. Questionnaire	20
B. Feedback leaflet	32

# Local people, local choices

Lewknor Neighbourhood Plan

[www.LewknorParishNP.org](http://www.LewknorParishNP.org)

Consultation 2 – Report - Final



## 1. Introduction

- 1.1 As part of the *Lewknor Neighbourhood Plan* development process, an *Initial Consultation*, (or *Consultation 1*) was undertaken, in order to understand the *Importance* that the Lewknor Parish residents attach to a number of key aspects of living in the Lewknor Parish. The *Lewknor NP Consultation 1 Report* summarised the responses and provided factual analysis.
- 1.2 Consultation 2 was carried out in the summer of 2018 to gather more detailed information on housing need, residents' views on future housing developments in the parish and to pick up on other aspects of living in Lewknor Parish that had been highlighted as important in Consultation 1.
- 1.3 The Consultation 1 report contains full background information on the neighbourhood planning process including the designated area covered by the Lewknor Parish Neighbourhood Plan. Readers should refer to this document if they wish to see this information.

## 2. Summary

### 2.1 Conclusions on Housing Need

Based on the information provided by current residents:

- There appears to be a need for 9 new dwellings in the parish in the next five years with a possible further need for an additional 15.
- Housing stock turnover indicates that these might be provided by existing households moving away from the parish completely, as 16 say they expect to move away and a further 41 don't know whether they will or not.
- Only two respondents indicated that they were currently on the housing register.

The greatest need was shown to be for 1 – 2 bedroomed houses or flats. However indications are that a smaller number of 4+ bedroomed houses might also be required.

### 2.2 Conclusions on Housing Development

Based on the information provided by current residents:

## Local people, local choices

Lewknor Neighbourhood Plan

[www.LewknorParishNP.org](http://www.LewknorParishNP.org)

Consultation 2 – Report - Final



- There was strongest support for small and starter homes.
- There was overwhelming support for small developments of up to 4 dwellings on infill sites or for individual dwellings. There was virtually no support for medium to large scale developments (over 20 dwellings).
- Residents thought that new developments should be on brownfield and infill sites. There was little support for development outside the existing villages.

### 2.3 Conclusions on Other Issues in the Consultation

Based on the information provided by current residents:

- The majority of respondents thought that there was a need for more facilities for young people. Also more cycle paths in the parish.
- There was overwhelming reliance on the use of private cars. Residents would like to be able to travel by bus more frequently.
- Many experience problems with broadband to an extent where it impacts on their ability to work or study from home.

## 3. Lewknor Neighbourhood Plan Consultation 2 – How it was undertaken

### 3.1 Consultation with Residents

Like Consultation 1, Consultation 2 was undertaken via a questionnaire distributed by hand to all residents.

### 3.2 Resident Addresses

SODC provided an extract of the Residential, Commercial, and Dual-Use registered addresses according to the SODC Gazetteer of Addresses. This was further verified with the Lewknor Parish council.

### 3.3 Questionnaire Design

The **Consultation 2 Questionnaire** was designed by the Neighbourhood Plan Steering Group, taking into account guidance and training on Neighbourhood Plan Survey Designs provided by SODC. The content, format and wording of the questionnaire was agreed with the Neighbourhood Planning support team at SODC. A copy of the questionnaire is included at Appendix A to this report.

# Local people, local choices

Lewknor Neighbourhood Plan

[www.LewknorParishNP.org](http://www.LewknorParishNP.org)

Consultation 2 – Report - Final



### 3.4 Distribution & Collection of Questionnaires

The **Consultation 2 Questionnaire** was printed in Black & White, double sided, across 11 Sheets of A4, and handed over, or put through Residential Address letterboxes, by Neighbourhood Plan Volunteers, starting from the weekend of Saturday 30<sup>th</sup> June 2018, with guidance on the front as to who to return it to, or to expect it to be collected, by hand, from the weekend starting Saturday 14<sup>th</sup> July 2018 (2 weeks later). No absolute deadline was provided, and Responses were received 2 or 3 weeks later (and included in Analysis/this Report).

From a total of 307 Addresses provided, the purely commercial addresses were excluded, and not taking into account those addresses which had not been built/completed, were long-term unoccupied, or part of a single-family dwelling, a total of 290 residential addresses were identified, and **Consultation 2 Questionnaires** distributed to 290 households:

Distributed to Location	
Lewknor	182
Postcombe	86
South Weston	18
Other	4
<b>Whole Parish</b>	<b>290</b>

### 3.5 Response Rate

From the 290 **Consultation 2 Questionnaire** Residential Addresses targeted, 158 responses were received:


Received Location Addresses	
Lewknor	109
Postcombe	37
South Weston	8
Other	4
<b>Whole Parish</b>	<b>158</b>

## Local people, local choices

Lewknor Neighbourhood Plan

[www.LewknorParishNP.org](http://www.LewknorParishNP.org)

Consultation 2 – Report - Final



The Response Rate (for the Whole Parish) was:

Response Rate	Received	Distributed	Response
Whole Parish	158	290	54%

The Response Rate (for each of the 3 main villages, and those homes registered in elsewhere in the parish) was:

Response Rate	Received	Distributed	Response
Lewknor	109	182	60%
Postcombe	37	86	43%
South Weston	8	18	44%
Other	4	4	100%

However 13 houses were found to be empty. The response rate from available households was therefore **57%**.

In Section 4 on Findings below, the analysis is based on the whole parish. Although the majority of responses came from Lewknor village, responses from Postcombe, South Weston and Other areas did not indicate any material difference compared to the Whole Parish results.

## 4. Lewknor Neighbourhood Plan Consultation 2 – Findings

### 4.1 Housing Needs


4.1.1 Residents were asked about their current and expected need for housing in the next 5 years.

- 14 households out of 158 respondents said that a member of their household would want to move out in the next five years.
- Of these 14 households, 9 would like to remain in the parish.
- In addition 35 households said that a member of their household would possibly want to move in the next five years.
- 15 of these possible households said that their family member would like to remain living in Lewknor Parish.
- Of those who expect or possibly expect to move in the next five years, 49% (24 out of 49) would therefore prefer to remain in the parish.

## Local people, local choices

Lewknor Neighbourhood Plan

[www.LewknorParishNP.org](http://www.LewknorParishNP.org)



Consultation 2 – Report - Final

Table 1:

	Yes	Possibly	No	No reponse	Expected Responses
Does any member of household want or need to move out of current property	14	35	108	1	158
If answered Yes, do you think it is likely that they would wish to remain in Lewknor Parish	9		5	0	14
If answered Possibly, do you think it is likely that they would wish to remain in Lewknor Parish	15		17	3	35

4.1.2 This survey therefore shows a need for nine new households in the parish in the next five years, with a possible need for a further 15 new households.

4.1.3 Further questions were then asked to find out more about the type of household member(s) who are expected to want to move out. The table below shows these results, divided into those who would like to remain in Lewknor Parish and who would not. As might be expected, the majority of people wishing to move out of an existing household are single adults – 28 out of a total of 50 possible new households.

Table 2:

What type of household member do you expect to want to move out. (indicate number)	Would Like to remain in Lewknor			
	N		Y	
	Possibly	Yes	Possibly	Yes
Single adult	12	3	7	6
Adult couple	2	0	2	3
Family with children	1	1	6	1
Single older person	0	0	2	0
Older couple	1	0	0	0
Other	1	0	1	1
<b>Total new households</b>	<b>17</b>	<b>4</b>	<b>18</b>	<b>11</b>


- 29 of these possible new households would like to remain in the parish, whilst 21 expect to move away.
- Of those who would like to remain in the parish, 13 of the 29 are single adults.
- 7 are families with children although only 1 of these expect to definitely want to move in this period.

## Local people, local choices

Lewknor Neighbourhood Plan

[www.LewknorParishNP.org](http://www.LewknorParishNP.org)

Consultation 2 – Report - Final



These figures are different to the figures in table 1 as there may be more than one household member in each household who may wish to move out of the existing family home.

4.1.4 Further information was then gathered on why the current property was considered unsuitable for these household members. It is difficult to draw firm conclusions on this as 37% of respondents stated “other” reasons. However 26% said that their current property was too small.

58% of those who wished to move out said that it was because they wished to live independently.

Table 3:

<b>Why is current property unsuitable for the household member</b>	<b>No of responses</b>	<b>%</b>
Too big	3	11%
Too small	7	26%
Too expensive	0	0%
Too difficult / costly to maintain	3	11%
Unsuitable health mobility reasons	4	15%
Other	10	37%
	<b>27</b>	<b>100%</b>
<b>The household members who want to move out consider that they:</b>	<b>No of responses</b>	<b>%</b>
Want need to live independently	26	58%
Want need to move for work reasons	7	16%
Want need to live closer to family	3	7%
Other	9	20%
	<b>45</b>	<b>100%</b>
NB people were allowed to give more than one reason		

4.1.5 None of these findings are unexpected and reflect the national picture of young adults wishing to move out of the family home. However 7 respondents said that their current property was too difficult or costly to maintain or unsuitable for them for health or mobility reasons.

4.1.6 Those who had indicated in table 1 that a member of their household might need to move out in the next five years were then asked what sort of property they would prefer, ranking them in order. The results of first, second and third preferences are shown below.



## Local people, local choices

Lewknor Neighbourhood Plan

[www.LewknorParishNP.org](http://www.LewknorParishNP.org)

Consultation 2 – Report - Final




Table 4:

What type of property is preferred	Ranked 1	Ranked 2	Ranked 3	Total
House 1-2 bedrooms	22	3	0	25
House 3 bedrooms	3	3	3	9
House 4+ bedrooms	10	0	0	10
Bungalow	5	0	1	6
Flat apartment	14	4	0	18
Sheltered retirement	2	0	0	2
Extra care housing	1	0	0	1
other	1	0	2	3
	58	10	6	74

- There is a clear preference for 1 – 2 bedroomed houses or flats.
- However 10 respondents indicated a preference for a 4+ bedroomed house.
- Three respondents indicated a wish for sheltered or extra care housing.

4.1.7 The previous questions all related to the need to provide housing for additional households in the parish and what sort of housing need these new households might have. The next question tells us how many full households expect to move house in the next five years and whether they expect to remain in the parish or move away. This provides information on expected housing stock turnover over this period.

4.1.8 16 households expected to move away from the parish in the next five years. A further 6 expected to move but remain within the parish.

Table 5:

	Yes	Don't know	No	No reponse	Expected Responses
Do you think whole family will move in next 5 years and leave Lewknor Parish completely	16	41	96	5	158
Do you think whole family will move in next 5 years to another dwelling in Lewknor Parish	6	27	98	27	158

4.1.9 If 16 households expect to leave the parish and 41 don't know whether they will leave or not, it may be assumed that some of this housing would be available for some of the 11 new households that expect, or the 19 that possibly expect to be formed during this period (table 2).


4.1.10 The households who expected to move house in the next five years but who wished to remain within the parish were asked to rank what sort of property would be most suitable for them. This showed the same picture as for those

## Local people, local choices

Lewknor Neighbourhood Plan

[www.LewknorParishNP.org](http://www.LewknorParishNP.org)

Consultation 2 – Report - Final



who wished to set up new households in table 4. There was a clear preference for 1-2 bedroomed homes and flats with a significant number also requiring larger 4+ bedroomed houses.

Table 6:

What type of property would be most suitable	Ranked 1	Ranked 2	Ranked 3	Total
House 1-2 bedrooms	11	1	0	12
House 3 bedrooms	1	2	0	3
House 4+ bedrooms	7	0	0	7
Bungalow	1	0	1	2
Flat apartment	6	1	0	7
Sheltered retirement	1	0	0	1
Extra care housing	0	0	0	0
other	0	0	0	0
	27	4	1	32

4.1.11 A similar picture was found for those who wished to leave the parish.

Table 7:

What type of property would be most suitable	Ranked 1	Ranked 2	Ranked 3	Total
House 1-2 bedrooms	11	2	0	13
House 3 bedrooms	2	1	3	6
House 4+ bedrooms	3	0	0	3
Bungalow	4	0	0	4
Flat apartment	8	3	0	11
Sheltered retirement	1	0	0	1
Extra care housing	1	0	0	1
other	1	0	2	3
	31	6	5	42

4.1.12 Residents were then asked to tell us if any member of their current household was on the Housing Register or on a housing association waiting list. This shows only 2 people were currently on the Housing Register and none were on a housing association waiting list.

## Local people, local choices

Lewknor Neighbourhood Plan

[www.LewknorParishNP.org](http://www.LewknorParishNP.org)

Consultation 2 – Report - Final




Table 8:

	Yes		No	No reponse	Expected Responses
Is a member of your current household on the Housing Register	2		147	9	158
is a member of your household currently on a housing association waiting list	0		139	19	158

## 4.2 Housing Developments

4.2.1 The neighbourhood planning process requires us to plan positively for the future and accept that, although the emerging local plan [draft published January 2019] now removes the need for smaller villages to plan for an increase in housing stock, the purpose of this consultation is to determine whether there may be a locally identified need to build new houses in the parish. To establish this, residents were asked for their views on the type of new housing that they think should be built to meet any identified need.

4.2.2 In an area of high house prices, the issue of affordability was raised in Consultation 1. Residents were asked how land should be included in the neighbourhood plan to ensure that more homes are affordable, ranking ownership and house types in order of preference.

Table 9:

Allocate more land for:	Ranked 1	Ranked 2	Ranked 3	Total 1-3
Social Rented homes	19	15	21	55
Starter homes	76	26	16	118
Shared ownership homes	22	39	29	90
Self build homes	24	15	23	62
Other	2	4	0	6
None	20	3	0	23
	163	102	89	354

4.2.3 In line with the findings on house size (tables 4,6 and 7), there was a preference for new starter homes with shared ownership, self build and social rented homes also identified.


4.2.4 Residents were then asked about the scale of possible development that they would find acceptable. The overwhelming response for individual dwellings,

## Local people, local choices

Lewknor Neighbourhood Plan

[www.LewknorParishNP.org](http://www.LewknorParishNP.org)

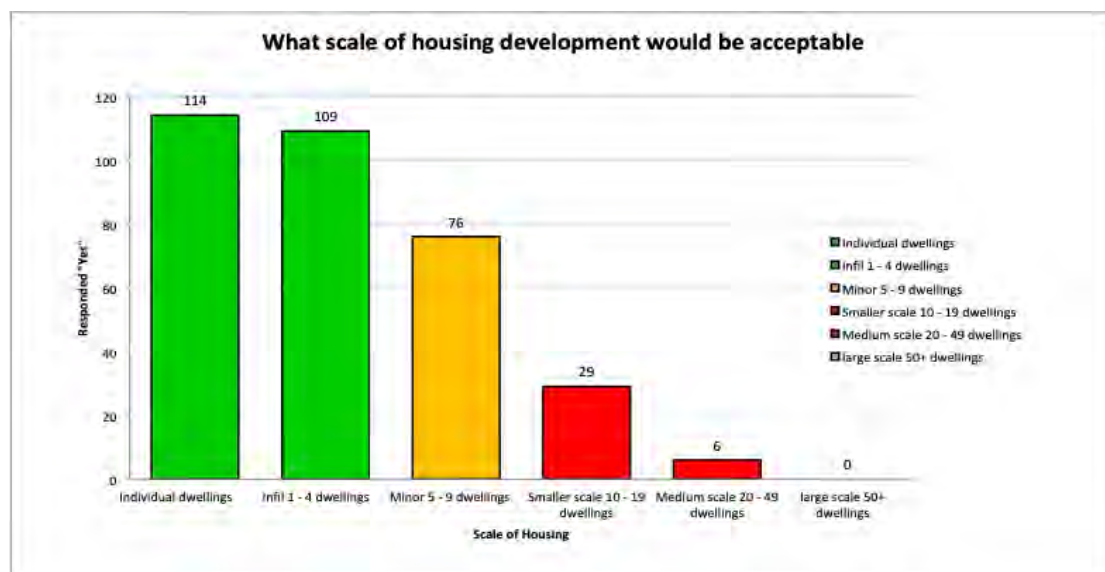
Consultation 2 – Report - Final



minor infill developments of 1 – 4 dwellings or minor developments of up to 9 dwellings. There was a strong view against medium to larger scale developments in the parish.

Table 10

What scale of housing development would be acceptable	Yes	No view	No	No reponse	Expected Responses
Individual dwellings	114	9	7	28	158
Infil 1 - 4 dwellings	109	8	12	29	158
Minor 5 - 9 dwellings	76	11	39	32	158
Smaller scale 10 - 19 dwellings	29	8	79	42	158
Medium scale 20 - 49 dwellings	6	2	106	44	158
large scale 50+ dwellings	0	1	111	46	158




4.2.5 Residents were next asked for their views on the type of site that should be considered for new dwellings. This told us that residents would like brownfield or infill sites. There was much less support for spaces outside the villages.

# Local people, local choices

Lewknor Neighbourhood Plan

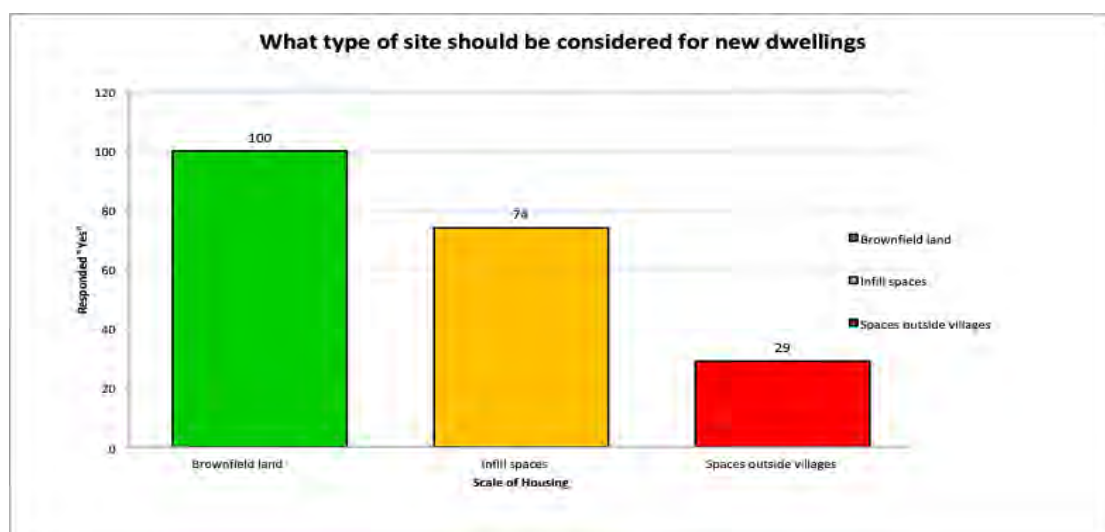
[www.LewknorParishNP.org](http://www.LewknorParishNP.org)



Consultation 2 – Report - Final

Table 11:

What type of site should be considered for new dwellings	Yes	No view	No	No reponse	Expected Responses
Brownfield land	100	15	18	25	158
Infill spaces	74	16	47	21	158
Spaces outside villages	29	11	91	27	158



4.2.6 Residents were then asked for their views on possible policy options for inclusion in the neighbourhood plan. Seven possible development features that could be included in a housing policy were suggested.

- There was strong support for ensuring that future housing was sympathetic in style, layout and materials.
- There was strong support for a covenant to give preference to local people and for future developments to provide additional community benefits.
- A majority of respondents would also like to see energy efficiency measures included in any policy on new housing.
- There was very little support for higher density housing developments or the provision of street lighting.

## Local people, local choices

Lewknor Neighbourhood Plan

[www.LewknorParishNP.org](http://www.LewknorParishNP.org)

Consultation 2 – Report - Final




Table 12:

What development features would you like to see included	Yes	No view	No	No reponse	Expected Responses
Higher housing density	15	13	96	34	158
Starter homes	109	16	10	23	158
Covenants to give preference to local people	99	24	14	21	158
Benefits for the community	98	14	8	38	158
Sympathetic in style, layout, materials	130	8	4	16	158
Promotion of energy efficiency	88	31	12	27	158
Provision of street lighting	31	11	88	28	158
Other	12	9	2	135	158

4.2.7 Under “Other”, the provision for adequate parking was raised by a number of respondents, as was ensuring safe pedestrian access around the parish.

4.2.8 Assuming that there might be a developer levy if new housing was to be built, residents were asked for their views on how this might be spent. Of possible initiatives suggested, the one that received most support was M40 noise reduction followed by improvements to green spaces and other community initiatives and funding for the primary school in Lewknor village.

Table 13:

Levy to fund community initiatives	Yes	No view	No	No reponse	Expected Responses
Primary school	91	25	22	20	158
Pre school provision	73	34	23	28	158
Churches	74	24	34	26	158
Community facilities	102	20	12	24	158
Childrens play areas	74	26	30	28	158
Improving green spaces	100	12	13	33	158
Cycle paths and footpaths	85	24	18	31	158
Additional public spaces	51	35	31	41	158
Traffic calming	81	18	32	27	158
M40 noise reduction	107	21	14	16	158
Other	14	8	3	133	158

## Local people, local choices

Lewknor Neighbourhood Plan

[www.LewknorParishNP.org](http://www.LewknorParishNP.org)

Consultation 2 – Report - Final



### 4.2.9 Conclusions on New Housing Development

Based on the information provided by current residents:

- There was strongest support for small and starter homes.
- There was overwhelming support for small developments of up to 4 dwellings on infill sites or for individual dwellings.
- There was virtually no support for medium to large scale developments (over 20 dwellings)
- Residents thought that new developments should be on brownfield and infill sites. There was little support for development outside the existing villages.
- There was concern to ensure that developments were in keeping with the existing styles, layout and materials of the villages.

### 4.3 Other Issues

4.3.1 The results of Consultation 1 showed that the following were non-housing related issues were important or a cause for concern amongst residents:

- The provision of green open spaces and outside facilities.
- Concerns around flooding.
- Transport issues.
- Broadband speed and reliability

The final section of the questionnaire attempted to gather more information on these issues.

4.3.2 Residents were asked if they thought that they had enough open space of various types to meet the needs of their families. Although on the whole, most people thought that they did, the survey identified a need for more facilities for young people. Around half the respondents who expressed a view thought that there was a need for more cycle paths and more allotments. However an equal number thought that there was sufficient provision already.

## Local people, local choices

Lewknor Neighbourhood Plan

[www.LewknorParishNP.org](http://www.LewknorParishNP.org)

Consultation 2 – Report - Final



Table 14:

Do you think that you have enough of the following types of open space	Yes	No view	No	No reponse	Expected Responses
Recreational parks and gardens	105	11	20	22	158
Natural and semi natural green space	122	5	16	15	158
Green corridors	109	8	25	16	158
Amenity greenspace	81	18	37	22	158
Allotments	49	41	49	19	158
Childrens play facilities	84	21	28	25	158
Facilities for young people	30	32	66	30	158
Cycle paths	50	27	58	23	158
Footpaths	88	8	31	31	158

4.3.2 Residents were asked if they had experienced flooding in or around their property in the previous 5 years. 15% of respondents (23 out of 149) said that they had experienced flooding. Split by village, 12% of both Lewknor and South Weston residents had experienced flooding and 22% of Postcombe.

Table 15:

	Yes	No	No reponse	Expected Responses
Have you experienced flooding in the last 5 years	23	126	9	158

4.3.3 Residents were then asked to provide information on the type of transport used by their households. As was expected, there was an overwhelming reliance on car ownership.

Table 16:


Indicate form of transport used by your household	Mostly	Occasionally	Never	No reponse	Expected Responses
Own Car	146	5	1	6	158
Bus	11	77	36	34	158
On foot	22	78	30	28	158
Bicycle	8	61	55	34	158
Taxi	0	47	70	41	158
Lift	1	49	63	45	158



## Local people, local choices

Lewknor Neighbourhood Plan

[www.LewknorParishNP.org](http://www.LewknorParishNP.org)



Consultation 2 – Report - Final

4.3.4 Residents were then asked what mode of transport they would ideally like to be able to make more use of. The results were ranked as follows.

Table 17:

What mode of transport would you like to use more of	Ranked 1	Ranked 2	Ranked 3	Total 1-3
Own car	51	12	10	73
Bus	48	31	12	91
Walking	13	27	21	61
Bicycle	18	15	21	54
Taxi	3	4	6	13
Lift	2	1	3	6
Other	1	0	0	1

4.3.5 91 households ranked greater bus use as desirable. 73 households would like to use their car more, possibly reflecting a wish for greater car ownership in the parish.

4.3.6 A supplementary question on the existing London / Oxford / airport bus links showed that 27% (42) households frequently use these services with a further 57% using them on an occasional basis. These services therefore provide a benefit to a large proportion of the parish.

Table 18:

	Frequently	Occasionally	Never	No response	Expected Responses
How frequently do you or your family use the bus links to London / Oxford / airports	42	87	24	5	158

4.3.7 Residents were then asked to say whether they had experienced problems with broadband in the previous 2 years and if so, its frequency.

- 42% of respondents stated that they had experienced problems frequently with a further 44% stating that they had experienced problems occasionally.
- 41% of residents work or study from home frequently with a further 31% doing so occasionally.
- Broadband problems affect the ability of 30% of people to do so effectively on a frequent basis with a further 36% being affected occasionally.

## Local people, local choices

Lewknor Neighbourhood Plan

[www.LewknorParishNP.org](http://www.LewknorParishNP.org)

Consultation 2 – Report - Final



Table 19:

	Frequently	Occasionally	Never	No reponse	Expected Responses
Have you experienced problems with broadband in last 2 years	63	65	21	9	158
Do you work / study from home	60	46	40	12	158
Does your broadband performance affect your ability to work / study from home	43	54	50	11	158

### 4.3.8 Conclusions on Other Issues in the Consultation

Based on the information provided by current residents:

- The majority of respondents thought that there was a need for more facilities for young people. Also more cycle paths in the parish.
- There was overwhelming reliance on the use of private cars. Residents would like to be able to travel by bus more frequently.
- Many experience problems with broadband to an extent where it impacts on their ability to work or study from home.

## 5. Demographic Information

5.1 Residents were asked to indicate the number of people and their ages in their households.

Table 20:


How many of the following age categories live in your household	Lewknor	Postcombe	South Weston	Other	Total
0 - 9	34	12	4	0	50
10 - 19	29	10	5	0	44
20 - 29	15	5	1	1	22
30 - 39	30	5	3	0	38
40 - 49	48	9	3	2	62
50 - 59	51	17	5	1	74
60 - 69	28	22	2	2	54
70 - 79	24	7	1	1	33
80+	6	1	0	0	7
<b>Total</b>	<b>265</b>	<b>88</b>	<b>24</b>	<b>7</b>	<b>384</b>

## Local people, local choices

Lewknor Neighbourhood Plan

[www.LewknorParishNP.org](http://www.LewknorParishNP.org)

Consultation 2 – Report - Final



- 5.2 Residents were then asked to indicate whether they considered that anyone in their household had long term health problems.

Table 21:

	Yes	No	Pref not say	No reponse	Expected Responses
Long term health problems	15	123	3	17	158

## 6. Lewknor Neighbour Plan Consultation 2 – Next Steps

- 6.1.1 This Consultation 2 Report, when finalised, will also be made publically available, by putting it on the Lewknor NP website at [www.lewknorparishnp.org](http://www.lewknorparishnp.org)

- 6.1.2 Section 4 of this document provided an objective summary of the Responses and key findings from the Consultation 2 Questionnaire. The key findings from the Questionnaire were made available to the public via a leaflet (copy attached at Appendix B) which was handed out at the Lewknor Parish Horticultural Show on 9 September 2018 and at a drop in event in Postcombe on 7<sup>th</sup> October. Members of the Lewknor Parish Neighbourhood Plan steering group were available at both events to explain and discuss the findings with residents.

- 6.1.3 The findings will be used to help inform the policies within the Neighbourhood Plan.

### 6.2 Feedback to Lewknor Parish Council

A copy of this Consultation 2 Report will be provided to Lewknor Parish Council, as there are many comments provided in this Report which the Parish Council may wish to address.

### 6.3 Feedback to SODC

A copy of this Consultation 2 Report will be provided to SODC, as part of the Lewknor Neighbourhood Plan development process.

## Local people, local choices

Lewknor Neighbourhood Plan

[www.LewknorParishNP.org](http://www.LewknorParishNP.org)

Consultation 2 – Report - Final



## Appendix A

### **Welcome to our Lewknor, South Weston and Postcombe Neighbourhood Plan Survey 2**

Lewknor Parish community is developing a **Neighbourhood Plan** to establish planning and other community policies for the next 20 years. It's a whole community effort, and everyone's input is valuable. A Neighbourhood Plan can give residents and businesses a say in how Lewknor Parish should grow and develop over the coming years. This is our second consultation and is your chance to give your opinion, influence the direction of the Plan, and influence local planning policy to shape our wonderful Parish for many years to come.

This survey asks for your views on important issues such as what type of development should take place in the parish and the housing needs of you and your family over the next 5 years. Also, in the first household survey you made clear that public open spaces in our villages were important to you so, in this survey, we seek to understand your views on this and some other issues in more detail.

### **Guidance on how to Respond**

Please respond on behalf of your whole household.

We would be grateful if you could post the completed survey through your local neighbourhood plan volunteer's door, otherwise your volunteer will call to remind you to complete your questionnaire during the week starting on **Saturday 14<sup>th</sup> July**. You may hand your completed questionnaire to them if you wish.

If timescales are difficult due to any planned summer holiday, please let your volunteer know and they may be able to arrange a late collection.

If you choose to post your completed survey through your volunteer's door, it would help them to know that you have responded so that they do not need to call again to remind you to complete it. If you are happy to do so, please write your address at the bottom of this sheet. The survey is anonymous and the address will be torn off and no record of your address will be kept.

**Volunteer:**


**Address to return completed survey:**

# Local people, local choices

Lewknor Neighbourhood Plan

[www.LewknorParishNP.org](http://www.LewknorParishNP.org)

Consultation 2 – Report - Final



-----  
-----

**Your address:** .....

## **Section 1 - Housing Needs**

In this section we want to understand the needs of **you** and **your** family for housing in the next 5 years. This will help us to understand the demand for new housing. Please answer all questions on behalf of the **entire** household.

<b>1. Does any member of your household want or need to move out of your current property? Please tick the box that applies</b>		
A	Yes - a member of the household currently wants or needs to move out	<input type="checkbox"/>
B	Possibly - a member of the household may want or need to move out in the next 5 years	<input type="checkbox"/>
C	No - it is unlikely that a member of the household will want or need to move out in the next 5 years	<input type="checkbox"/>


If you have answered “No” to question 1, please go straight to question 6.

<b>2. If you have answered “Yes” or “Possibly” in question 1 above, do you think it likely that they would wish to remain within Lewknor Parish if this was possible?</b>		
A	Yes - they would prefer to remain within Lewknor Parish if that was possible	<input type="checkbox"/>
B	No - they are more likely to want to move away from Lewknor Parish	<input type="checkbox"/>

## Local people, local choices

Lewknor Neighbourhood Plan

[www.LewknorParishNP.org](http://www.LewknorParishNP.org)



Consultation 2 – Report - Final

**3. If you have answered “Yes” or “Possibly” in question 1 above, what type of household member(s) do you expect to want or need to move out. Please indicate the number in each category**

A	A single adult	
B	An adult couple	
C	A family with children	
D	A single older person	
E	An older couple	
F	Other (please specify)	

**4. If you have answered “Yes” or “Possibly” in question 1 above, why is the current property unsuitable for the household member(s)? Please select all that apply.**

	<b>The current property is:</b>	
A	Too big	
B	Too small	
C	Too expensive	
D	Too difficult / costly to maintain	
E	Unsuitable for health / mobility requirements	
F	Other reason (please specify)	
	<b>The household member(s) who want or need to move out consider that they:</b>	
G	Want / need to live independently	
H	Want / need to move for work reasons	
I	Want / need to move closer to family or friends	
J	Other reason (please specify)	


**5. If you have indicated in question 1 that a member of your household is planning or needs to move in the next 5 years, what type of property would be most suitable for the household member(s) planning to move?  
Please select up to 3 options and number them in order of preference where 1 is the most preferred option.**

A	House – 1 or 2 bedrooms	
B	House – 3 bedrooms	
C	House – 4+ bedrooms	

## Local people, local choices

Lewknor Neighbourhood Plan

[www.LewknorParishNP.org](http://www.LewknorParishNP.org)



Consultation 2 – Report - Final

D	Bungalow	
E	Flat / apartment	
F	Sheltered / retirement housing	
G	Extra care housing	
H	Other (please specify)	

6. Thinking about your household as a whole		Yes	No	Don't know
A	Do you think that your <u>whole</u> household will move out of your current dwelling in the next 5 years and leave Lewknor Parish completely?			
B	Do you think that your <u>whole</u> household will move out of your current dwelling in the next 5 years and move to another dwelling within Lewknor Parish?			

7. Rented Social Housing Need?		Yes	Number of years	No
A	Is there a member of your household currently on the Housing Register? If "Yes", please indicate the number of years they have been on the Register.			
B	Is there a member of your household currently on a housing association waiting list? If "Yes", please indicate the number of years.			


**If you have any further comments or suggestions relating to your housing needs, please give them here.**

# Local people, local choices

Lewknor Neighbourhood Plan

[www.LewknorParishNP.org](http://www.LewknorParishNP.org)

Consultation 2 – Report - Final



## Section 2 – Housing Developments

As part of the Neighbourhood planning process we need to plan positively for the future and accept that there will need to be new houses built from now until 2033 in our Parish.

Although the type of new housing that may be built will be determined by housing need, this section is to understand your thoughts regarding new housing developments in Lewknor Parish.

### 1. What do you think should be included within the Neighbourhood Plan to ensure that more homes are affordable.

Please number them in order of preference where 1 is the most preferred option.

Allocate land for more:

A	Social rented homes	
B	Starter homes	
C	Shared ownership homes	
D	Self build homes	
F	Other (please specify)	
G	None of the above	

Comments / Suggestions

2. What scale of housing developments would be acceptable?		Yes	No	No View
A	Individual dwellings			
B	Infill scale, between 1 and 4 dwellings			
C	Minor Scale, between 5 and 9 dwellings			
D	Smaller Scale, between 10 and 19 dwellings			
E	Medium Scale, between 20 and 49 dwellings			
F	Large Scale, 50 or more dwellings			

Comments / Suggestions




# Local people, local choices

Lewknor Neighbourhood Plan

[www.LewknorParishNP.org](http://www.LewknorParishNP.org)

Consultation 2 – Report - Final




3. What type of site should be considered for new dwellings?		Yes	No	No View
A	Brownfield land (existing/previous dwellings/commerce /agricultural buildings on them)			
B	Infill spaces within the village boundaries including existing garden land			
C	Spaces outside/bordering the village but currently with a different use (e.g. agriculture)			
Comments / Suggestions				

4. What development features would you like to see included?		Yes	No	No View
A	Higher housing density which would result in reduced land use			
B	Inclusion of Starter Homes			
C	Inclusion of covenants to give preference to local people			
D	Inclusion of benefits for the community (see question below for examples)			
E	Sympathetic style, layout and materials (e.g. brick and flint) to existing village-built environment			
G	Promotion of energy efficiency beyond statutory requirements			
H	Provision for street lighting in new developments			
I	Other (please specify)			
Comments / Suggestions				

# Local people, local choices

Lewknor Neighbourhood Plan

[www.LewknorParishNP.org](http://www.LewknorParishNP.org)



Consultation 2 – Report - Final

The Neighbourhood Plan will need to include policies that will form the framework for future housing developments. Do you think that these policies should include any of the following in relation to development features:


5. If a new development went ahead and the developer was required to pay a levy to fund community initiatives in the parish, where and on what would you like it spent?		Yes	No	No View
A	The primary school			
B	Pre-school provision			
C	The churches			
D	Community facilities			
E	Children’s play areas			
G	Improving green spaces			
H	Cycle paths and footpaths			
I	Additional public spaces within the villages			
J	Traffic calming measures			
K	M40 noise reduction			
L	Other (please specify)			
Comments / Suggestions				

# Local people, local choices

Lewknor Neighbourhood Plan

[www.LewknorParishNP.org](http://www.LewknorParishNP.org)

Consultation 2 – Report - Final



## Section 3 - Other Issues

In the first household survey carried out earlier this year, 84% of respondents felt that **Public open spaces within our villages** were **Very Important**. We need to understand this further.


Environment – Open Spaces				
1. Do you think that you have enough of the following types of open space to meet the needs of you and your family?		Yes	No	No View
A	<b>Recreational parks and gardens</b> - eg the recreation ground			
B	<b>Natural and semi-natural greenspace</b> - eg Aston Rowant Nature Reserve			
C	<b>Green corridors</b> for walking, cycling etc.- eg the Ridgeway			
D	<b>Amenity greenspace</b> - for informal activities close to home eg village greens			
E	<b>Allotments</b>			
F	<b>Children’s play facilities</b> - eg Red Kite Park			
G	<b>Facilities for young people</b>			
H	<b>Cycle paths</b> - for recreation or to link villages			
I	<b>Footpaths</b>			
Comments / Suggestions				

2. Flooding		Yes	No
A	Have you experienced flooding in or on your property or on the road outside your property in the last 5 years?		
Comments			

## Local people, local choices

Lewknor Neighbourhood Plan

[www.LewknorParishNP.org](http://www.LewknorParishNP.org)



Consultation 2 – Report - Final

We need to find out more about how you currently access important day to day services and how you get to work.


3. Please indicate the form of transport used by your household?		Mostly	Occasionally	Never
A	Own car			
B	Bus			
C	On Foot			
D	Bicycle			
E	Taxi			
F	Lift			
<b>What mode of transport would your household like to be able to use more of? Please number them in order of preference where 1 is the most preferred option.</b>				
A	Own car			
B	Bus			
C	Walking			
D	Bicycle			
E	Taxi			
F	Lift			
G	Other (please specify)			
Comments / Suggestions				

# Local people, local choices

Lewknor Neighbourhood Plan

[www.LewknorParishNP.org](http://www.LewknorParishNP.org)

Consultation 2 – Report - Final



Transport		Frequentl y	Occasionall y	Never
<b>4. Bus Links.</b>				
A	How frequently do you or your family use the bus links to London / Oxford / airports			
Comments / Suggestions				

5. Broadband		Frequently	Occasionally	Never
A	Have you experienced problems with broadband in the last 2 years?			
B	Do you work /study from home?			
C	Does your broadband performance affect your ability to work / study from home?			
Comments / Suggestions				


Any other comments / what have we missed?

## Local people, local choices

Lewknor Neighbourhood Plan

[www.LewknorParishNP.org](http://www.LewknorParishNP.org)

Consultation 2 – Report - Final



In order to determine if we have received responses to the questionnaire that are representative of the demographics of our Parish. Please help us by indicating the appropriate boxes below. All information is confidential.

LOCATION	Lewknor		South Weston		Postcombe			In the Parish, but not within these 3 villages	
Where do you live									
AGE	0-9	10-19	20-29	30-39	40-49	50-59	60-69	70-79	80+
How many people from the following age categories live in your household									
LONG TERM HEALTH PROBLEM OR DISABILITY					Yes		No	Prefer Not to say	
Are the activities of anyone in your household limited because of a health problem or disability which has lasted or is expected to last 12 months or more? (Please include problems related to old age)									

We don't need your contact details and your responses to this questionnaire will be anonymous. We will be analysing and reporting the results of this questionnaire. The Lewknor Parish Neighbourhood Plan steering group is responsible for ensuring that all its data management complies with Lewknor Parish Council's information and data protection policies.

The neighbourhood plan is being developed by volunteers from across this Parish supported by professional bodies and South Oxfordshire District Council (SODC). If you want to get involved, or know more, then please:

- Watch out for updates in the **Grapevine** newsletter
- Join our Facebook group - search in Facebook for **Lewknor Parish Neighbourhood Plan**
- Look at our website (under construction), and watch for updates: [www.LewknorParishNP.org](http://www.LewknorParishNP.org)
- Contact us at [Info@LewknorParishNP.org](mailto:Info@LewknorParishNP.org)
- Talk to your **Neighbourhood Plan Volunteer** (listed on the front)

## **Local people, local choices**

Lewknor Neighbourhood Plan

[www.LewknorParishNP.org](http://www.LewknorParishNP.org)

Consultation 2 – Report - Final



**Thank you**

**Please help us by returning your completed Questionnaire through your NP**


**Volunteers letterbox**

## Local people, local choices

Lewknor Neighbourhood Plan

[www.LewknorParishNP.org](http://www.LewknorParishNP.org)

Consultation 2 – Report - Final



## Appendix B





### OTHER ISSUES

In this section, the planning group wanted to understand more about an important finding from our first consultation, which told us that public open spaces were very important to respondents. You told us that you feel that you do not have enough facilities for young people, cycle paths and allotments to meet the needs of your families, within the Parish.

When it comes to transport, most residents use a private car; but there is demand for more local bus services in the Parish. Just over a quarter of us frequently use the bus links to London, Oxford and the airports.

Broadband quality is a problem for 40% of residents, and they frequently experience broadband problems. As over a third of residents frequently work or study from home, this is problem, and over a quarter of residents state that their broadband performance frequently affects their ability to work or study from home.

Flooding has been a problem in some areas within the Parish, with nearly 16% of households reporting that they had experienced flooding in the last 5 years.

## YOUR PARISH, YOUR SAY LEWKNO PARISH NEIGHBOURHOOD PLAN

### CONSULTATION 2: KEY FINDINGS

58% OF HOUSEHOLDS IN THE PARISH RESPONDED TO THE SECOND NEIGHBOURHOOD PLAN CONSULTATION WHICH TOOK PLACE IN JULY AND AUGUST 2018.

READ INSIDE TO FIND OUT WHAT YOUR COMMUNITY THINKS ABOUT HOUSING NEEDS IN THE PARISH, FUTURE HOUSING DEVELOPMENTS AND OTHER LOCAL ISSUES.

The Neighbourhood Plan team, made up of local residents, is working hard to prevent unsuitable and unsustainable development plans being passed. The Neighbourhood Plan, when completed and approved, will be an official document which must be taken into account when future planning applications are assessed.

For more information, email: [Info@LewknorParishNP.org](mailto:Info@LewknorParishNP.org)  
Keep up to date: [LewknorParishNeighbourhoodPlan Facebook Group](#)

For more information, email: [Info@LewknorParishNP.org](mailto:Info@LewknorParishNP.org)  
Keep up to date: [LewknorParishNeighbourhoodPlan Facebook Group](#)



### HOUSING NEEDS

The purpose of this section of the survey was to understand the housing needs of households over the next five years and to help assess the need for new housing in the Parish. Here's what you told us:

About a third of households believe that a family member may want or need to move out of their current property in the next five years, and that about half of these people would wish to continue living in the Parish if possible.

Single adults are the most likely to want or need to move out, mainly to live independently and for work reasons. There are also families with children looking for larger homes.

For those looking to move out, 1 to 2-bedroom houses and flats are felt to be the most suitable accommodation for them to move into.

10% of householders are looking to move out of the Parish completely in the next five years, and a there is a small number of householders who may move within the Parish in that timescale.

1% of respondents stated that they are on the Housing Register; and no respondents are currently on a housing association waiting list.

### HOUSING DEVELOPMENTS

As part of our neighbourhood planning process, we need to plan positively for the future and accept that there may need to be new

houses built between now and 2033 within our Parish. This section of the survey gathered your thoughts about how those new houses might be developed.

You told us that that starter homes, shared ownership homes and self-build homes should be included within the Neighbourhood Plan to ensure that more homes are affordable.

Small scale developments (of 1 – 9 houses) are overwhelmingly preferred, and large-scale developments (of 10 – 50+ houses) are overwhelmingly rejected.

Brownfield land and infill spaces are much preferred for developments, in line with your preference for smaller scale developments. You rejected the utilisation spaces outside or bordering the villages, currently with a different use, (e.g., agriculture), for new housing.

Your feedback also told us that your preferred development features included sympathetic housing style, covenants giving preference to local people, the promotion of energy efficiency and other benefits for the community.

You told us that you did not want to see street lighting or a higher density of housing within the Parish.

In the event that a developer paid a levy as part of a housing development, your preferences are that this should be spent on M40 noise reduction, community facilities and improving green spaces.

For more information, email: [Info@LewknorParishNP.org](mailto:Info@LewknorParishNP.org)  
Keep up to date: [LewknorParishNeighbourhoodPlan Facebook Group](#)

For more information, email: [Info@LewknorParishNP.org](mailto:Info@LewknorParishNP.org)  
Keep up to date: [LewknorParishNeighbourhoodPlan Facebook Group](#)

