

Local people, local choices – Have Your Say! Lewknor Parish Neighbourhood Plan



Welcome to our Lewknor, South Weston and Postcombe Neighbourhood Plan Survey 2

Lewknor Parish community is developing a **Neighbourhood Plan** to establish planning and other community policies for the next 20 years. It's a whole community effort, and everyone's input is valuable. A Neighbourhood Plan can give residents and businesses a say in how Lewknor Parish should grow and develop over the coming years. This is our second consultation and is your chance to give your opinion, influence the direction of the Plan, and influence local planning policy to shape our wonderful Parish for many years to come.

This survey asks for your views on important issues such as what type of development should take place in the parish and the housing needs of you and your family over the next 5 years. Also, in the first household survey you made clear that public open spaces in our villages were important to you so, in this survey, we seek to understand your views on this and some other issues in more detail.

Guidance on how to Respond

Please respond on behalf of your whole household.

We would be grateful if you could post the completed survey through your local neighbourhood plan volunteer's door, otherwise your volunteer will call to remind you to complete your questionnaire during the week starting on **Saturday 14th July**. You may hand your completed questionnaire to them if you wish.

If timescales are difficult due to any planned summer holiday, please let your volunteer know and they may be able to arrange a late collection.

If you choose to post your completed survey through your volunteer's door, it would help them to know that you have responded so that they do not need to call again to remind you to complete it. If you are happy to do so, please write your address at the bottom of this sheet. The survey is anonymous and the address will be torn off and no record of your address will be kept.


Volunteer:

Address to return completed survey:

Your address:

Local people, local choices – Have Your Say!

Lewknor Parish Neighbourhood Plan Survey 2



Section 1 - Housing Needs

In this section we want to understand the needs of **you** and **your** family for housing in the next 5 years. This will help us to understand the demand for new housing. Please answer all questions on behalf of the **entire** household.

1. Does any member of your household want or need to move out of your current property? Please tick the box that applies

A	Yes - a member of the household currently wants or needs to move out	
B	Possibly - a member of the household may want or need to move out in the next 5 years	
C	No - it is unlikely that a member of the household will want or need to move out in the next 5 years	

If you have answered “No” to question 1, please go straight to question 6.

2. If you have answered “Yes” or “Possibly” in question 1 above, do you think it likely that they would wish to remain within Lewknor Parish if this was possible?

A	Yes - they would prefer to remain within Lewknor Parish if that was possible	
B	No - they are more likely to want to move away from Lewknor Parish	

3. If you have answered “Yes” or “Possibly” in question 1 above, what type of household member(s) do you expect to want or need to move out. Please indicate the number in each category

A	A single adult	
B	An adult couple	
C	A family with children	
D	A single older person	
E	An older couple	
F	Other (please specify)	



4. If you have answered “Yes” or “Possibly” in question 1 above, why is the current property unsuitable for the household member(s)? Please select all that apply.


The current property is:		
A	Too big	
B	Too small	
C	Too expensive	
D	Too difficult / costly to maintain	
E	Unsuitable for health / mobility requirements	
F	Other reason (please specify)	
The household member(s) who want or need to move out consider that they:		
G	Want / need to live independently	
H	Want / need to move for work reasons	
I	Want / need to move closer to family or friends	
J	Other reason (please specify)	

**5. If you have indicated in question 1 that a member of your household is planning or needs to move in the next 5 years, what type of property would be most suitable for the household member(s) planning to move?
Please select up to 3 options and number them in order of preference where 1 is the most preferred option.**

A	House – 1 or 2 bedrooms	
B	House – 3 bedrooms	
C	House – 4+ bedrooms	
D	Bungalow	
E	Flat / apartment	
F	Sheltered / retirement housing	
G	Extra care housing	
H	Other (please specify)	

Local people, local choices – Have Your Say!

Lewknor Parish Neighbourhood Plan Survey 2




6. Thinking about your household as a whole		Yes	No	Don't know
A	Do you think that your <u>whole</u> household will move out of your current dwelling in the next 5 years and leave Lewknor Parish completely?			
B	Do you think that your <u>whole</u> household will move out of your current dwelling in the next 5 years and move to another dwelling within Lewknor Parish?			

7. Rented Social Housing Need?		Yes	Number of years	No
A	Is there a member of your household currently on the Housing Register? If "Yes", please indicate the number of years they have been on the Register.			
B	Is there a member of your household currently on a housing association waiting list? If "Yes", please indicate the number of years.			

If you have any further comments or suggestions relating to your housing needs, please give them here.

Local people, local choices – Have Your Say!

Lewknor Parish Neighbourhood Plan Survey 2



Section 2 – Housing Developments

As part of the Neighbourhood planning process we need to plan positively for the future and accept that there will need to be new houses built from now until 2033 in our Parish.

Although the type of new housing that may be built will be determined by housing need, this section is to understand your thoughts regarding new housing developments in Lewknor Parish.

1. What do you think should be included within the Neighbourhood Plan to ensure that more homes are affordable.
Please number them in order of preference where 1 is the most preferred option.
Allocate land for more:

A	Social rented homes	
B	Starter homes	
C	Shared ownership homes	
D	Self build homes	
F	Other (please specify)	
G	None of the above	

Comments / Suggestions

2. What scale of housing developments would be acceptable?

	Yes	No	No View
A Individual dwellings			
B Infill scale, between 1 and 4 dwellings			
C Minor Scale, between 5 and 9 dwellings			
D Smaller Scale, between 10 and 19 dwellings			
E Medium Scale, between 20 and 49 dwellings			
F Large Scale, 50 or more dwellings			

Comments / Suggestions

Local people, local choices – Have Your Say!

Lewknor Parish Neighbourhood Plan Survey 2



3. What type of site should be considered for new dwellings?		Yes	No	No View
A	Brownfield land (existing/previous dwellings/commerce /agricultural buildings on them)			
B	Infill spaces within the village boundaries including existing garden land			
C	Spaces outside/bordering the village but currently with a different use (e.g. agriculture)			
Comments / Suggestions				

The Neighbourhood Plan will need to include policies that will form the framework for future housing developments. Do you think that these policies should include any of the following in relation to development features:

4. What development features would you like to see included?		Yes	No	No View
A	Higher housing density which would result in reduced land use			
B	Inclusion of Starter Homes			
C	Inclusion of covenants to give preference to local people			
D	Inclusion of benefits for the community (see question below for examples)			
E	Sympathetic style, layout and materials (e.g. brick and flint) to existing village-built environment			
G	Promotion of energy efficiency beyond statutory requirements			
H	Provision for street lighting in new developments			
I	Other (please specify)			
Comments / Suggestions				

Local people, local choices – Have Your Say!


Lewknor Parish Neighbourhood Plan Survey 2



5. If a new development went ahead and the developer was required to pay a levy to fund community initiatives in the parish, where and on what would you like it spent?		Yes	No	No View
A	The primary school			
B	Pre-school provision			
C	The churches			
D	Community facilities			
E	Children’s play areas			
G	Improving green spaces			
H	Cycle paths and footpaths			
I	Additional public spaces within the villages			
J	Traffic calming measures			
K	M40 noise reduction			
L	Other (please specify)			
Comments / Suggestions				

Local people, local choices – Have Your Say!

Lewknor Parish Neighbourhood Plan Survey 2



Section 3 - Other Issues


In the first household survey carried out earlier this year, 84% of respondents felt that *Public open spaces within our villages* were **Very Important**. We need to understand this further.

Environment – Open Spaces				
1. Do you think that you have enough of the following types of open space to meet the needs of you and your family?		Yes	No	No View
A	Recreational parks and gardens - eg the recreation ground			
B	Natural and semi-natural greenspace - eg Aston Rowant Nature Reserve			
C	Green corridors for walking, cycling etc.- eg the Ridgeway			
D	Amenity greenspace - for informal activities close to home eg village greens			
E	Allotments			
F	Children’s play facilities - eg Red Kite Park			
G	Facilities for young people			
H	Cycle paths - for recreation or to link villages			
I	Footpaths			
Comments / Suggestions				

2. Flooding		Yes	No
A	Have you experienced flooding in or on your property or on the road outside your property in the last 5 years?		
Comments			

Local people, local choices – Have Your Say!

Lewknor Parish Neighbourhood Plan Survey 2




We need to find out more about how you currently access important day to day services and how you get to work.

3. Please indicate the form of transport used by your household?		Mostly	Occasionally	Never
A	Own car			
B	Bus			
C	On Foot			
D	Bicycle			
E	Taxi			
F	Lift			
What mode of transport would your household like to be able to use more of? Please number them in order of preference where 1 is the most preferred option.				
A	Own car			
B	Bus			
C	Walking			
D	Bicycle			
E	Taxi			
F	Lift			
G	Other (please specify)			
Comments / Suggestions				

Local people, local choices – Have Your Say!

Lewknor Parish Neighbourhood Plan Survey 2




Transport				
4. Bus Links.		Frequently	Occasionally	Never
A	How frequently do you or your family use the bus links to London / Oxford / airports			
Comments / Suggestions				

5. Broadband				
		Frequently	Occasionally	Never
A	Have you experienced problems with broadband in the last 2 years?			
B	Do you work /study from home?			
C	Does your broadband performance affect your ability to work / study from home?			
Comments / Suggestions				

Any other comments / what have we missed?

Local people, local choices – Have Your Say!

Lewknor Parish Neighbourhood Plan Survey 2



In order to determine if we have received responses to the questionnaire that are representative of the demographics of our Parish. Please help us by indicating the appropriate boxes below. All information is confidential.

LOCATION	Lewknor		South Weston		Postcombe			In the Parish, but not within these 3 villages	
Where do you live									
AGE	0-9	10-19	20-29	30-39	40-49	50-59	60-69	70-79	80+
How many people from the following age categories live in your household									
LONG TERM HEALTH PROBLEM OR DISABILITY					Yes	No	Prefer Not to say		
Are the activities of anyone in your household limited because of a health problem or disability which has lasted or is expected to last 12 months or more? (Please include problems related to old age)									

We don't need your contact details and your responses to this questionnaire will be anonymous. We will be analysing and reporting the results of this questionnaire. The Lewknor Parish Neighbourhood Plan steering group is responsible for ensuring that all its data management complies with Lewknor Parish Council's information and data protection policies.

The neighbourhood plan is being developed by volunteers from across this Parish supported by professional bodies and South Oxfordshire District Council (SODC). If you want to get involved, or know more, then please:

- Watch out for updates in the **Grapevine** newsletter
- Join our Facebook group - search in Facebook for **Lewknor Parish Neighbourhood Plan**
- Look at our website (under construction), and watch for updates: www.LewknorParishNP.org
- Contact us at Info@LewknorParishNP.org
- Talk to your **Neighbourhood Plan Volunteer** (listed on the front)

Thank you

Please help us by returning your completed Questionnaire through your NP Volunteers letterbox