

# What plastics can you recycle from home?



We know that plastics recycling can seem confusing, but the good news is it isn't as difficult as you think! You can recycle plastic pots, tubs, trays and bottles from home and take soft plastics to your local supermarket to be recycled. To make it even easier for you this guide will take you through each room in your house and show you which plastics can be recycled using your green recycling bin.

Remember that all recycling should be clean and dry. Ideally it should go into your green wheelie bin loose, but if you do use a bag make sure that it's clear and not black or coloured.

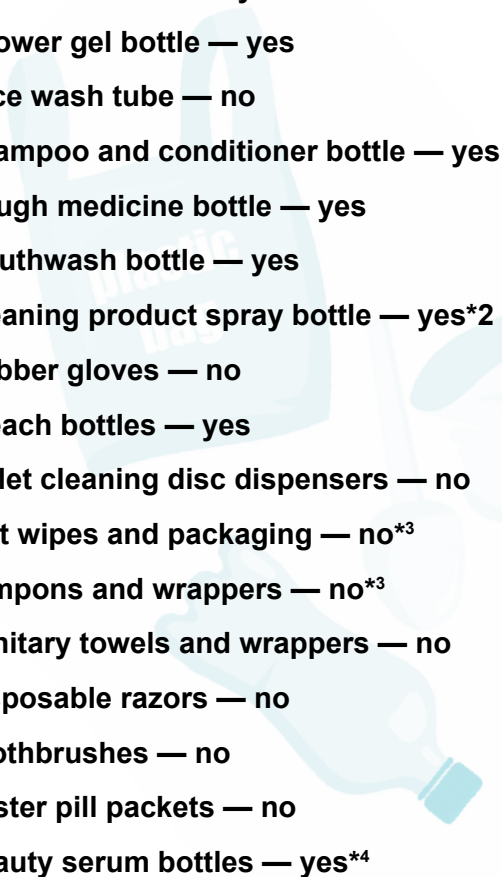
[www.morerecycling.co.uk](http://www.morerecycling.co.uk)

# THE BATHROOM



We go through so many different bottles and packets in the bathroom, maybe even more than any other room in the house! Remember you can reduce your plastic waste by choosing zero-waste alternatives such as bamboo toothbrushes instead of plastic ones, bars of soap instead of pump dispensers and much more. Find out more about reducing your waste on our website.

# THE BATHROOM CONTINUED

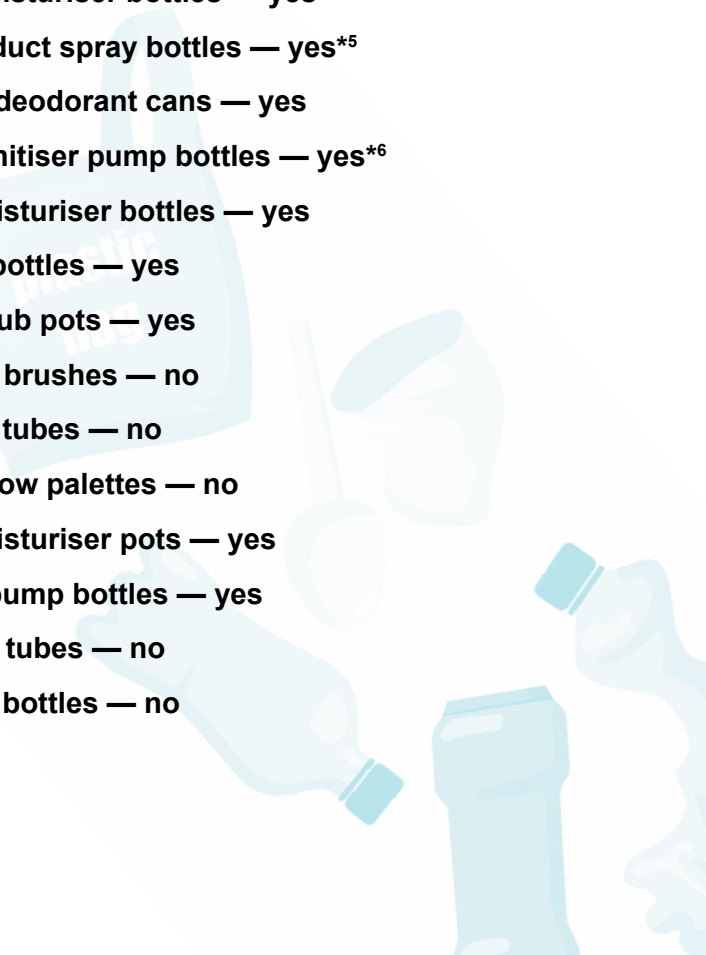
1. Face cream tub — yes
  2. Face mask tub — yes
  3. Toothpaste tubes — no
  4. Hand soap bottle — yes\*1
  5. Aerosol medication — yes
  6. Shaving foam can — yes
  7. Face wash bottle — yes
  8. Shower gel bottle — yes
  9. Face wash tube — no
  10. Shampoo and conditioner bottle — yes
  11. Cough medicine bottle — yes
  12. Mouthwash bottle — yes
  13. Cleaning product spray bottle — yes\*2
  14. Rubber gloves — no
  15. Bleach bottles — yes
  16. Toilet cleaning disc dispensers — no
  17. Wet wipes and packaging — no\*3
  18. Tampons and wrappers — no\*3
  19. Sanitary towels and wrappers — no
  20. Disposable razors — no
  21. Toothbrushes — no
  22. Blister pill packets — no
  23. Beauty serum bottles — yes\*4
- 

# THE BEDROOM



We primp and preen in our bedrooms. A lot of products might come in recyclable packaging, but remember if you can't clean it out before throwing it away—it can't be recycled.

# THE BEDROOM CONTINUED

1. Foundation bottles — no
  2. Moisturiser pots — yes
  3. Sun cream tubes — no
  4. Roll-on deodorant tubes — no
  5. Aerosol hair product cans — yes
  6. Hair brushes and combs — no
  7. Body moisturiser bottles — yes
  8. Hair product spray bottles — yes<sup>\*5</sup>
  9. Aerosol deodorant cans — yes
  10. Hand sanitiser pump bottles — yes<sup>\*6</sup>
  11. Face moisturiser bottles — yes
  12. Skin oil bottles — yes
  13. Vapour rub pots — yes
  14. Make-up brushes — no
  15. Mascara tubes — no
  16. Eyeshadow palettes — no
  17. Face moisturiser pots — yes
  18. Hair oil pump bottles — yes
  19. Lip balm tubes — no
  20. Perfume bottles — no
- 

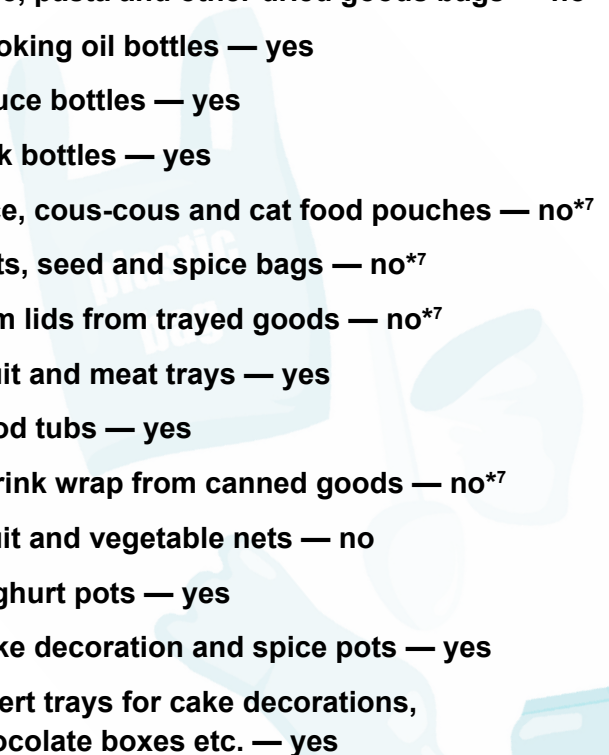
# THE KITCHEN



From cleaning products to food packaging, we use lots of different plastic items in our kitchens but not all of them are recyclable.

Remember, any food waste you produce in your kitchen should go into your small green food waste caddy and then into your outdoor food waste bin. You can put all kinds of food waste in here, including leftovers, coffee grounds, teabags, bones, eggshells, meat and cooking oil.

# THE KITCHEN CONTINUED

1. **Butter and margarine tubs — yes**
  2. **Dish sponges — no**
  3. **Fabric softener bottles — yes**
  4. **Drinks bottles — yes**
  5. **Plastic spread 'jars' — yes**
  6. **Washing up liquid bottles — yes**
  7. **Rice, pasta and other dried goods bags — no<sup>\*7</sup>**
  8. **Cooking oil bottles — yes**
  9. **Sauce bottles — yes**
  10. **Milk bottles — yes**
  11. **Rice, cous-cous and cat food pouches — no<sup>\*7</sup>**
  12. **Nuts, seed and spice bags — no<sup>\*7</sup>**
  13. **Film lids from trayed goods — no<sup>\*7</sup>**
  14. **Fruit and meat trays — yes**
  15. **Food tubs — yes**
  16. **Shrink wrap from canned goods — no<sup>\*7</sup>**
  17. **Fruit and vegetable nets — no**
  18. **Yoghurt pots — yes**
  19. **Cake decoration and spice pots — yes**
  20. **Insert trays for cake decorations, chocolate boxes etc. — yes**
- 

# THE LIVING ROOM



Some of the plastic things you're throwing away from your living room will be classed as small electrical items. These are things that use either batteries or a plug for power and are smaller than a microwave. These cannot go into any of your wheelie bins. Keep reading to find out how to recycle small electrical items, batteries and textiles from kerbside.



# THE LIVING ROOM CONTINUED

1. **Carpet cleaner — yes\***<sup>8</sup>
2. **Remote controls — no.** This can be recycled as part of our small electricals collections. Remove batteries and put them in a small, sealed clear bag on top of your green recycling bin and put the remote control in a tied carrier bag next to your black bin on collection day).
3. **Sweet and biscuit tubs — yes**
4. **Moulded plastic packaging — yes**
5. **Biscuit and sweet packet insert trays — yes**
6. **Children's toys — no**
7. **Toy packaging — yes**
8. **Air freshener aerosol cans — yes**
9. **Surface wipes and packaging — no\***<sup>9</sup>
10. **Batteries — no.** This can be recycled as part of our battery collections. Put them in a small, sealed clear bag on top of your green recycling bin on collection day.
11. **Pens — no**
12. **Cables and chargers — no.** This can be recycled as part of our small electricals collections. Put them in a tied carrier bag next to your black bin on collection day.
13. **Tissue wrappers and packets — no\***<sup>9</sup>
14. **Game controllers and other small electrical items — no.** This can be recycled as part of our small electricals collections. Put them in a tied carrier bag next to your black bin on collection day. Batteries should be removed and put in a small, sealed clear

# INDICES

- \*1 Before recycling the main bottle, remove pump lid and put in your black bin.
- \*2 Before recycling the main bottle, remove spray lid and put in your black bin.
- \*3 Soft plastic packaging and wrappers can be recycled at your local supermarket in the soft plastics bin.
- \*4 Before recycling the main bottle, remove dropper lid and put in your black bin.
- \*5 Before recycling the main bottle, remove spray lid and put in your black bin.
- \*6 Before recycling the main bottle, remove pump lid and put in your black bin.
- \*7 Soft plastic packaging and wrappers can be recycled at your local supermarket in the soft plastics bin.
- \*8 Before recycling the main bottle, remove brush head lid and put in your black bin.
- \*9 Soft plastic packaging and wrappers can be recycled at your local supermarket in the soft plastics bin.

## Frequently asked questions

### Why can't I recycle all plastic items?

What can be recycled depends on what our Material Recovery Facility (where your recycling goes) can process, as well as there being an end market for the recycled material to be sent to once it's been processed. Some plastics are easier to recycle, these tend to be the softer, flexible plastics. Hard plastics and filmy plastics are not currently accepted for recycling in your green wheelie bin but soft plastics can be taken to your local supermarket to be recycled in their soft plastics recycling bin..

### Do I have to take off lids and labels?

No, you don't need to soak off labels or remove lids from bottles and jars. In fact, keeping the lid on your plastic bottle stops other recycling material such as glass from going inside during the collection process. This makes it much easier to separate the materials at our recycling facility.

## Why does my recycling need to be clean and dry?

After your recycling is collected by our crews it is not always transferred to the Materials Recovery Facility immediately. Waiting times depend on the volumes of recycling to be transported. If your recycling is wet or dirty (especially if there is food in it) then it will go mouldy. This mould will spread and affect all of the good quality and clean recycling around it. When recycling arrives at the facility, they check to make sure it is clean—if it's not, then they reject it and a whole truck's worth is sent to be incinerated instead of recycled.

## I have a plastic item that is recyclable but I can't clean it out, can I still put it in my green bin?

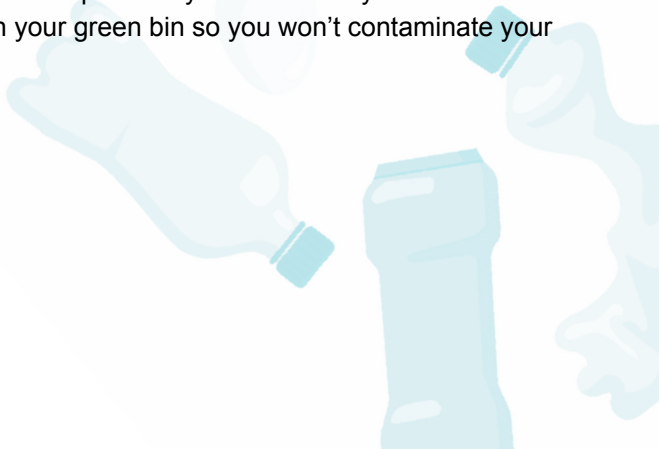
No. Even if the contents aren't food, anything wet can make the recycling go mouldy and contaminate all of the clean recycling around it. If you can't wash an item you want to recycle please put it in your black general waste bin.

## I have a plastic item with a number code on it, can I recycle it?

As we classify our plastic recycling on item type rather than the type of plastic is, the numbers on plastic items (called resin codes) don't tell us if the item is recyclable or not. If it is a pot, tub, tray or bottle it can be recycled, no matter what the number is.

## I'm not sure if what I am throwing away is recyclable, should I still put it in my green bin?

No. If you're not sure whether something is recyclable you can check our BINZONE app, Oxfordshire County Council's Waste Wizard online tool or you can send us an email at [waste.team@southandvale.gov.uk](mailto:waste.team@southandvale.gov.uk) to find out. If you don't have time to check then it is always better to put a recyclable item in your black bin than something non-recyclable in your green bin so you won't contaminate your recycling.



This leaflet was printed using FSC® certified recycled paper.

