

SOUTH OXFORDSHIRE DISTRICT COUNCIL

Sports Facilities, Local Leisure Facilities and Playing Pitch Study

Final report

Part 3: Playing Pitch Strategy

February 2017



Nortoft Partnerships Limited
2 Green Lodge Barn, Nobottle, Northampton NN7 4HD
Tel: 01604 586526 Fax: 01604 587719
Email: info@nortoft.co.uk Web: www.nortoft.co.uk

TABLE OF CONTENTS

| | |
|---|-----|
| INTRODUCTION | 5 |
| SECTION 1: A PITCH STRATEGY FOR SOUTH OXFORDSHIRE | 6 |
| SECTION 2: ARTIFICIAL GRASS PITCHES | 11 |
| SECTION 3: GRASS PLAYING PITCHES | 48 |
| SECTION 4: FOOTBALL | 49 |
| SECTION 5: CRICKET | 85 |
| SECTION 6: RUGBY UNION | 108 |
| SECTION 7: JUSTIFYING DEVELOPERS' CONTRIBUTIONS FOR PITCHES | 120 |
| SECTION 8: IMPLEMENTATION | 123 |
| SECTION 9: SUMMARY BY SITE | 124 |

TABLE OF FIGURES

| | | |
|------------|--|----|
| Figure 1: | Sport England approach to developing a playing pitch strategy | 8 |
| Figure 2: | AGPs in South Oxfordshire list | 15 |
| Figure 3: | Artificial Grass Pitches map | 20 |
| Figure 4: | Clubs returns concerning training | 23 |
| Figure 5: | FPM AGP parameters | 31 |
| Figure 6: | FA 3G AGP model training hours | 33 |
| Figure 7: | Strategy sub-area provision and demand for 3G | 34 |
| Figure 8: | Artificial Turf Pitches - comparator authorities | 36 |
| Figure 9: | Potential impact of 3G pitches on grass pitches in DLSA in 2031 | 41 |
| Figure 10: | Charter standard football clubs 2013/14 | 51 |
| Figure 11: | FA recommended pitch sizes | 52 |
| Figure 12: | Football teams 2014-15 season | 53 |
| Figure 13: | Team generation rates by sub area | 54 |
| Figure 14: | Temporal demand | 56 |
| Figure 15: | Pitches used by the community (secured and unsecured) in 2014/15 | 57 |
| Figure 16: | Adult pitch sites season 2014-15 | 58 |
| Figure 17: | Youth football pitch sites season 2014-15 | 59 |
| Figure 18: | Mini Soccer pitch sites season 2014-15 | 60 |
| Figure 19: | Pitches in secure community use by sub area | 61 |
| Figure 20: | Football sites not in secure community use | 61 |
| Figure 21: | Clubs with stadia pitches | 62 |
| Figure 22: | Pitch carrying capacity for football | 63 |
| Figure 23: | Football spare match equivalent capacity by sub area in 2015 | 67 |
| Figure 24: | Football spare capacity by pitch and sub area in 2015 | 68 |

| | | |
|------------|---|-----|
| Figure 25: | Football peak time capacity at 2014-15 whole authority | 72 |
| Figure 26: | Football peak time capacity at 2014-15 central sub area | 72 |
| Figure 27: | Football peak time capacity at 2014-15 north east sub area | 73 |
| Figure 28: | Football peak time capacity at 2014-15 north west sub area | 73 |
| Figure 29: | Football peak time capacity at 2014-15 south east sub area | 734 |
| Figure 30: | Football peak time capacity at 2014-15 DLSA South Oxfordshire part | 74 |
| Figure 31: | Football peak time capacity at 2014-15 DLSA Vale & South Oxfordshire | 75 |
| Figure 32: | Didcot LSA Vale and South Ox balance in supply and demand - matches | 78 |
| Figure 33: | All/some training & matches on grass pitches | 79 |
| Figure 34: | TGRs for football at 2031 | 81 |
| Figure 35: | Cricket terms and definitions | 85 |
| Figure 36: | Treatment of cricket clubs on the boundaries | 88 |
| Figure 37: | Cricket team statistics for modelling | 88 |
| Figure 38: | Cricket pitches in 2015 | 90 |
| Figure 39: | Cricket grounds by sub area | 91 |
| Figure 40: | Club membership and expansion issues | 93 |
| Figure 41: | Cricket balance in supply and demand of grounds – whole authority | 97 |
| Figure 42: | Cricket balance in supply and demand of grounds – central sub area | 97 |
| Figure 43: | Cricket balance in supply and demand of grounds – north east sub area | 98 |
| Figure 44: | Cricket balance in supply and demand of grounds – north west sub area | 98 |
| Figure 45: | Cricket balance in supply and demand of grounds – south east sub area | 99 |
| Figure 46: | Cricket balance in supply and demand of grounds – DLSA South Ox part | 99 |
| Figure 47: | Summary by sub area | 103 |
| Figure 48: | Cricket modelling for Didcot LSA (S Ox and Vale) | 105 |
| Figure 49: | Future TGR rates for cricket | 106 |
| Figure 50: | RFU rugby team numbers 2015 | 108 |

| | |
|--|-----|
| Figure 51: Rugby site and pitch capacity assessment | 111 |
| Figure 52: Rugby pitch sites | 112 |
| Figure 53: Sub area summary for rugby | 116 |
| Figure 55: Site by site summary and investment proposals | 127 |

APPENDICES

| | |
|-------------|---|
| APPENDIX 1: | Football Clubs and Teams |
| APPENDIX 2: | FA Ground Grading Criteria |
| APPENDIX 3: | Cricket Clubs and Teams |
| APPENDIX 4: | Team Generation Rates by Sport |
| APPENDIX 5: | Football Association model – impact of 3G pitches for matches |
| APPENDIX 6: | Sport England Protecting Playing Fields Budget Sheets |

INTRODUCTION

This Playing Pitch Strategy (PPS) forecasts the future needs for sport and recreation up to 2031, and reflects the housing identified in the adopted Core Strategy. It also considers the cross-border issues around the Didcot area. It sits within the suite of Sport and Leisure evidence base documents which are:

- Part 1: Background and context
- Part 2: Sports facilities strategy
- Part 3: Local leisure facilities strategy
- Part 4: Playing pitch strategy

Concurrent to these strategies is an assessment of open space and children's play.

The nature and characteristics of the district together with the policy background and demographic forecasting are set out in the Background and Context report, which should be read in conjunction with this report.

A key driver is the effective delivery of leisure services across the district, and a need to ensure that a strategic network of sports facilities including playing pitches are in place to cater for the needs of the current and expected future populations. The strategy will also provide the evidence base for relevant planning policies contained within the emerging Local Plan, giving guidance on the phasing of facilities to meet new growth, and the priorities for other investment.

The end date for this strategy is 2031, which was consistent with earlier stages of the Local Plan process. It is a longer period than that of the adopted Core Strategy, which was to 2027. The Preferred Options stage of the Local Plan of June 2016 has moved the Local Plan end date to 2032.

South Oxfordshire is currently reviewing its housing needs and will be producing new housing proposals as part of the emerging Local Plan. Once known, this strategy will be reviewed to determine the potential impact of the new populations on the playing pitch network. As an interim measure however, this strategy includes a mechanism to determine the expected demand which will arise from the new housing, based on "standards of provision".

The Playing Pitch Strategy follows the Sport England methodology set out in their Playing Pitch Strategy Guidance 2013. Its production has involved the local clubs and leagues, Sport England, the Football Association at both regional and county level (Berks and Bucks FA and Oxfordshire FA), Oxfordshire Cricket Board, the Rugby Football Union, England Hockey, and South Oxfordshire District Council.

SECTION 1: A PITCH STRATEGY FOR SOUTH OXFORDSHIRE

The protection of playing pitches

- 1.1 All of the playing field sites in the district are required to be protected in accordance with paragraph 74 of the National Planning Policy Framework which states

“Existing open space, sports and recreational buildings and land, including playing fields, should not be built on unless:

- an assessment has been undertaken which has clearly shown the open space, buildings or land to be surplus to requirements; or
- the loss resulting from the proposed development would be replaced by equivalent or better provision in terms of quantity and quality in a suitable location; or
- the development is for alternative sports and recreational provision, the needs for which clearly outweigh the loss”.

- 1.2 The Playing Pitch Strategy has the following key objectives:

Objective 1 - To protect the existing supply of playing pitch facilities where it is needed for meeting current or future needs

Objective 2 --Secure tenure and access to sites for clubs through a range of solutions and partnership agreements and maximise community use of education sites where there is demand

- 1.3 The Playing Pitch Strategy shows that all currently used playing field sites require protection and therefore cannot be deemed surplus to requirements because of shortfalls now or in the future. Where there are lapsed, disused, underused, or poor quality sites, these should also be protected from development or replaced. The Local Plan should therefore specifically protect playing fields across the district.

- 1.4 A number of pitch sites are being used in South Oxfordshire but do not have security of use, such as The Paddocks at Wallingford (NHS site), Chinnor Rugby Club’s use of the Showground field, and some school sites. A priority for these sites is to ensure that long term security of community use is achieved, both to the pitches and changing provision. In some circumstances, the national governing bodies may be able to help to negotiate and engage with the site owner or manager. In relation to school sites, Sport England has produced guidance, online resources and toolkits to support negotiations, which can be found at: <http://www.sportengland.org/facilities-planning/accessing-schools/>.

Financial sustainability and sports development

- 1.5 In order to achieve financial sustainability, local sports clubs will need to be supported by partners including the Council, national governing bodies and the County Sports Partnership across a range of areas including management, membership, funding, facilities, volunteers and partnership working, for example with volunteer support agencies and local businesses. As part of club development there will be a need to encourage clubs to develop sound business as well as sports development plans. Most clubs would also benefit from considering management models, including registering as Community Amateur Sports Clubs (CASC). Clubs should also be encouraged to work with partners locally whether volunteer support agencies or linking with local businesses.
- 1.6 Some clubs who currently hire their facilities may also be able to consider, should the opportunity arise, becoming more responsible for their facilities. However should such “asset transfer” option be considered, any club must have a full business plan to ensure the proposal is financially sound, in the short, medium and long term.
- 1.7 On-going sports development is therefore an essential requirement for the delivery of the Playing Pitch Strategy (PPS), in addition to the facility elements.

Methodology of the PPS

- 1.8 The first section of this strategy report relates to artificial grass pitches for football, hockey and rugby. The second focuses on grass pitches for football, cricket and rugby.
- 1.9 The assessment report brings together both the consultation findings from the formal Playing Pitch Strategy process and the extensive and detailed consultations relating to over 30 separate planning applications for housing schemes that have been submitted to the district council since mid-2014 plus four planning appeals at; Shiplake, Benson, and Chinnor (2).
- 1.10 The methodology for the assessment follows the requirements of the Sport England Playing Pitch Strategy Guidance of 2013 (www.sportengland.org/facilities-planning/planning-for-sport/planning-tools-and-guidance/playing-pitch-strategy-guidance/), Figure 1.

Figure 1: Sport England approach to developing a playing pitch strategy



- 1.11 All of the clubs involved in football, cricket and rugby have been consulted using the national governing body (NGB) club survey questionnaires, based on those contained in the guidance, and agreed by the relevant NGB. The football and rugby clubs used a web based survey, whilst cricket and hockey used an e mail /word document based return. The NGBs have been active in supporting and encouraging clubs to respond to the survey requests.
- 1.12 In addition to the PPS formal surveys of the pitch based clubs, Nortoft has, on behalf of the District Council, responded to around 30 separate planning applications and pre-application discussions since autumn 2014 involving proposed housing across the district. Nortoft has also specifically commented upon the Sonning Common draft Neighbourhood Plan.
- 1.13 This planning application work, including planning appeals and commentary on emerging Neighbourhood Plans involves very detailed conversations with all of the main interests in a local area. These direct discussions include as appropriate, the parish/town council, pitch providers, and the key pitch clubs in the local area. The key issues and any local aspirations or facility plans for each specific location are used to inform the planning application responses. These in turn have been used to inform this strategy's findings.
- 1.14 Due to the way in which the planning consultations are undertaken, on site, by phone, and by email, the responses of each of the separate organisations/ individuals

have not been recorded in a way which directly reflects the PPS formalised survey approach. They are not therefore separately identified within this report.

- 1.15 Nortoft has also visited and assessed each playing pitch site using the non-technical pitch survey templates contained in the Sport England guidance. Views on the quality of the sites have been checked against both the comments received from the clubs and national governing bodies as part of the PPS process, and those which have been gathered as part of the planning development control assessments.

Scope of the brief

- 1.16 The agreed brief for the project was to primarily focus on those sites with community use. There is a large amount of grass playing field space at the independent schools which are not generally available for use by the community, and this position is unlikely to change in the foreseeable future. Similarly, only a very small number of primary schools allow or would be willing to encourage community access. MOD sites and some others, such as prisons, likewise have no community access.
- 1.17 It was therefore agreed that, because the costs of including sites with no community use in the audit and assessment would be significant but there would be little community benefit, that they should be excluded from the scope of the detailed strategy work.

Cross boundary movement

- 1.18 South Oxfordshire has a significant amount of cross border movement of players in each of the pitch sports. For example, the Abingdon (Vale of White Horse) cricket and football teams play just over the Thames at Culham Road, which is in South Oxfordshire. Conversely, the Didcot Cricket Club draws a high proportion of its members from Didcot town within South Oxfordshire, and yet its current site at the Didcot Power Station is in the Vale of White Horse. The new Didcot Boundary Park site is crossed by the authority boundary.
- 1.19 There is also significant movement of players around the Horspath area of the district, with Oxford Cricket Club just over the boundary, and at Henley where the cricket club is located across the Thames from the town, in Berkshire. Oxfordshire Cricket Board suggests that both of these clubs draw about 50% of their members from South Oxfordshire.
- 1.20 Again, in the southern part of the district, the Reading Abbey Rugby Club draws a very high proportion of its members from Reading rather than South Oxfordshire.
- 1.21 In the more central parts of the district, the clubs tend to draw their members from within the district, for example the Watlington Cricket Club which has 95% of its members living in the district, and Wallingford Hockey Club which has 90% of its members living within South Oxfordshire.

- 1.22 The sports specific sections below consider the treatment of each of the clubs and teams on the borders of the authority as part of the assessment.

Pricing policies

- 1.23 The issue of hire costs of pitches and ancillary facilities has not emerged in the strategy process as a key issue across South Oxfordshire, with the exception of some concern about the costs of artificial grass pitch (AGP) hire for mini soccer. Pricing policies and issues have not therefore been addressed specifically within this strategy, with the exception of pricing and accessibility policies for new AGPs.

Playing fields on education sites

- 1.24 Playing fields are an important facility across education at primary, secondary and many special schools as well as at colleges and universities. With the large number of education sites across South Oxfordshire, they have not been specifically addressed in this strategy unless they are used by the community or the sites have been under discussion in relation to potential loss through development.
- 1.25 All playing fields are protected through the policies contained in the National Planning Policy Framework and Sport England as statutory consultee, subject to specific exceptions.

Dormant secure community use sites

- 1.26 There are no known unused but secure community use sites which have been identified through the strategy process.

MOD sites and similar

- 1.27 Playing field sites at MOD and similar sites with no community use have not been specifically recorded or assessed. Their future importance to community use will depend if access arrangements to the sites change. If so, they should then be assessed for quality, quantity and accessibility along with any ancillary facilities, and an assessment made as to whether or how far the playing fields can meet the needs of new housing developments in the area.

SECTION 2: ARTIFICIAL GRASS PITCHES

- 2.1 South Oxfordshire has a limited supply of artificial grass pitches, particularly football turf pitches, and the geographical size of the authority means that new provision is required. This section explores the current provision and identifies gaps in the existing network.
- 2.2 In terms of demand, community hockey is now solely played on artificial surfaces, football is increasingly using these pitches for training and matches and there is strong growth in small sided versions of the game. Rugby has just started using artificial surfaces for matches although generally the preferred surface for the community game is natural grass. Where grass is not available then a World Rugby 22 compliant surface is welcomed by the RFU for both matches and training.
- 2.3 Artificial grass pitches (AGPs) are often considered revenue generators so can be an important source of income for schools, clubs and leisure centres. However all too often insufficient money is set aside to re-carpet the pitch at the end of its lifespan (often about 10 years) so issues arise in terms of maintaining and retaining the facility, particularly in areas where demand for AGPs is largely already satisfied and there is limited “latent” demand for AGP space. As the community market for AGPs is not inexhaustible all proposals for AGPs should have a rigorous business plan to demonstrate their viability in the longer term if they are dependent on revenue from the community.
- 2.4 Artificial grass pitches can be used intensively and can withstand use for a large number of hours per week, so long as the surface is effectively managed and repairs undertaken when necessary. The carpet of the pitches needs to be replaced around every 8-10 years, but this in part will depend on the amount of use and the maintenance regime put in place.
- 2.5 The almost unlimited use that an AGP can take compares to a maximum of around 5-7 hours of use per week for both football or rugby grass pitches where the use is junior or adult and the pitch quality is good. However 3 hours of use (2 matches) is more consistent with typical carrying capacity of local authority and community pitches. In principle therefore, if the football or rugby training and some matches can be in part or in whole relocated to artificial pitches, then there is less pressure, and somewhat less need, for grass pitches in an area.
- 2.6 There will however still be a need to provide for grass pitches for football and rugby. For football, there will still be a need to provide for grass pitches because at the weekend peak times a large number of matches take place at the same time. Even if an AGP is accredited by the FA, on the FA register, and made available for match use, only a small number of matches can actually take place on that pitch and the remainder need to take place on grass.
- 2.7 There is no simple equation which equates an AGP to match provision, but it could be assumed that one adult match could be played each of Saturday morning and

afternoon, and Sunday morning and afternoon. However for the junior and mini games one large pitch (100 x 64 m excluding run offs) can be marked out for 2 x 7v7 pitches and/or 2 x 9v9 pitches (meeting the FA minimum size) or 4 x 5v5 pitches, enabling concurrent and consecutive matches to be played. The key issues in determining how far an AGP can potentially compensate for grass pitches therefore include: the number of hours and days of week it is available for community (club use); the provision of floodlighting; changing and car park provision; and whether the hire charges for club use both for training and matches are affordable for all age groups.

Pitch design and activities

2.8 There are three main types of AGPs: sand based/sand filled; 3G; and water based. These pitches can withstand high levels of use if they are maintained carefully, but are only really of value to the community if they are floodlit to enable evening use. The current provision of AGPs is listed in Figure 2 and mapped in Figure 3.

- **Sand dressed/sand filled (sand based)** pitches have a short pile, which is most suited to hockey but can be used for football and non-contact rugby training. This is the most common surface for school sites, and the longest established.
 - The sand dressed pitches are England Hockey Category 2 pitches and are approved for hockey within the FIH global/national parameters.
 - The sand-filled (sand based) surfaces are EHC Category 3 surfaces within the Federation of International Hockey (FIH) national parameter.
- **3G or rubber crumb** pitches usually have a long pile and are the preferred surface for football and rugby (with enhanced specification), but they have limited use for hockey, as an England Hockey Category 4 pitch. There are different 3G pile lengths mainly ranging from about 40-65mm and the choice for particular sites will depend on the mix of uses programmed to be on the pitch.
- **Water based** pitches are a specialist hockey surface but can also be used for football and non-contact rugby training. There are no water based AGPs in South Oxfordshire. These are England Hockey Category 1 pitches. The nearest water-based pitches are located at the Oxford University Sports Complex, and the Reading Cricket and Hockey Club.

2.9 From the 2014/15 season a 3G Football Turf pitch which appears on the FA's national register can be used for match play in all competitions at the FA's National League system Step 7 and below, including Women's and Youth Football. At Step 6 and above, these pitches must be tested by the FA annually, or for Step 7 and below, every three years and can either be "approved" as meeting the FA's (lower) or the Federation Internationale de Football Association's (FIFA) (higher) standards. There are currently no registered match pitches for football in the district. All FA supported pitches are now required to meet the quality specification for the register.

2.10 For rugby to be able to use a 3G surface for matches any new facility must meet the Rugby Turf Performance Specification issued in 2015, which has been developed to

provide guidance on the technical requirements of pitches which are designed to meet the requirements of World Rugby Regulation 22 (previously IRB 22). The minimum pile length for these pitches is 60 mm. These pitches need to be retested every 2 years to retain their accreditation.

- 2.11 AGPs are seen as a major benefit for schools, both in the public and independent sectors. Many schools therefore have aspirations for AGPs as do the higher and further education sectors.
- 2.12 The majority of community demand for AGP time comes from football training and the small-sided senior game. Some of the small-sided game is unaffiliated and run independently from the Football Association, either on full sized pitches which have been divided up, or on small sized pitches (or in sports halls). Of the two, the small sided pitch complexes can be more attractive to adult players, particularly where they are supported by high quality ancillary facilities.
- 2.13 If new AGPs are proposed to be built on existing grass pitches, the loss of the grass pitches and the impact upon the grass playing field stock should also be given detailed consideration, both in relation to summer and winter sports.

Current provision

- 2.14 Within South Oxfordshire District there are currently 15 artificial grass pitches of various types and sizes which are made available to the community. The pitches are listed in Figure 2 and mapped in Figure 3. Just over the border in Vale of White Horse is a new small size sand based artificial pitch at the UTC in Didcot, which has markings for 9-a-side football, 3 tennis courts and one netball court. This facility is available for hire between 17.30 and 21.30 weekdays, and Saturday mornings between 09.00 and 12.00.
- 2.15 Community hockey primarily requires full size sand filled or sand dressed pitches which are floodlit for weekday evening training, large size pitches on Saturdays for matches, and for junior training on Sundays. Of the pitches in South Oxfordshire District, only Jubilee Park at Henley, Lord Williams's Upper School adjacent to Thame Leisure Centre, and Wallingford Sports Park are suitable for club hockey and available at these times. The relatively new pitch at Wallingford School is also suitable for hockey, but is not currently available on Saturday afternoons or Sundays. There is a planning restriction for the use of the pitch on Sundays, but there is planning permission for use of the pitch between 09.00 and 17.00 on Saturdays.
- 2.16 The preferred surface for football is 3G, and at the present time there are 3 pitches in the authority area, but all are small size and therefore only suitable for training. There is insufficient capacity to cater for the training needs of the clubs, however the distribution of the pitches within and just over the border of the authority mean that almost everyone with a car can access a 3G pitch within 20 minutes drive time. Of these other potentially accessible pitches, only Oxford City FC's pitch at Marston,

Bisham Abbey (not floodlit, so limited community use) and at capacity, and the Madejski Stadium in Reading are on the FA's Register. The Madejski Stadium's limited community use is also operating at capacity. These pitches are within 20 minutes drive time of some parts of the district but high demand locally for such 3G space means that they are not easy to book, so are not available for community use, and should therefore be largely discounted in this assessment of district needs

- 2.17 There are currently no rugby WR22 specification pitches within the authority, although the small size Henley RFC pitch has the correct surface in terms of pile length and shock pad.



Figure 2: AGPs in South Oxfordshire list

| Site Name | Facility Sub Type | Length (m) | Width (m) | Build date [date refurbished] | Sports lighting | Site control | Access Type | Comments |
|-----------------------------------|-------------------|------------|-----------|-------------------------------|-----------------|------------------------------|--------------|--|
| ABBEY SPORTS CENTRE (BERINSFIELD) | Sand Filled | 35 | 17 | 1983 [2010] | Yes | Local Authority via operator | Pay and play | <p>Opening times: Mon-Fri 07.00 – 22.00 Weekend 08.30 – 17.00</p> <p>Unattractive facility with concrete rebound walls. Around back of sports centre so not easily managed. Limited actual usage.</p> <p>Secure community use.</p> |
| CHALGROVE RECREATION GROUND | Sand Based | 32 | 32 | 2008 | Yes | Chalgrove Parish Council | Open access | <p>Open access Secure community use</p> <p>Waterlogs and lighting is unreliable in wet weather. Surface requires replacement and floodlights require re-wiring.</p> |

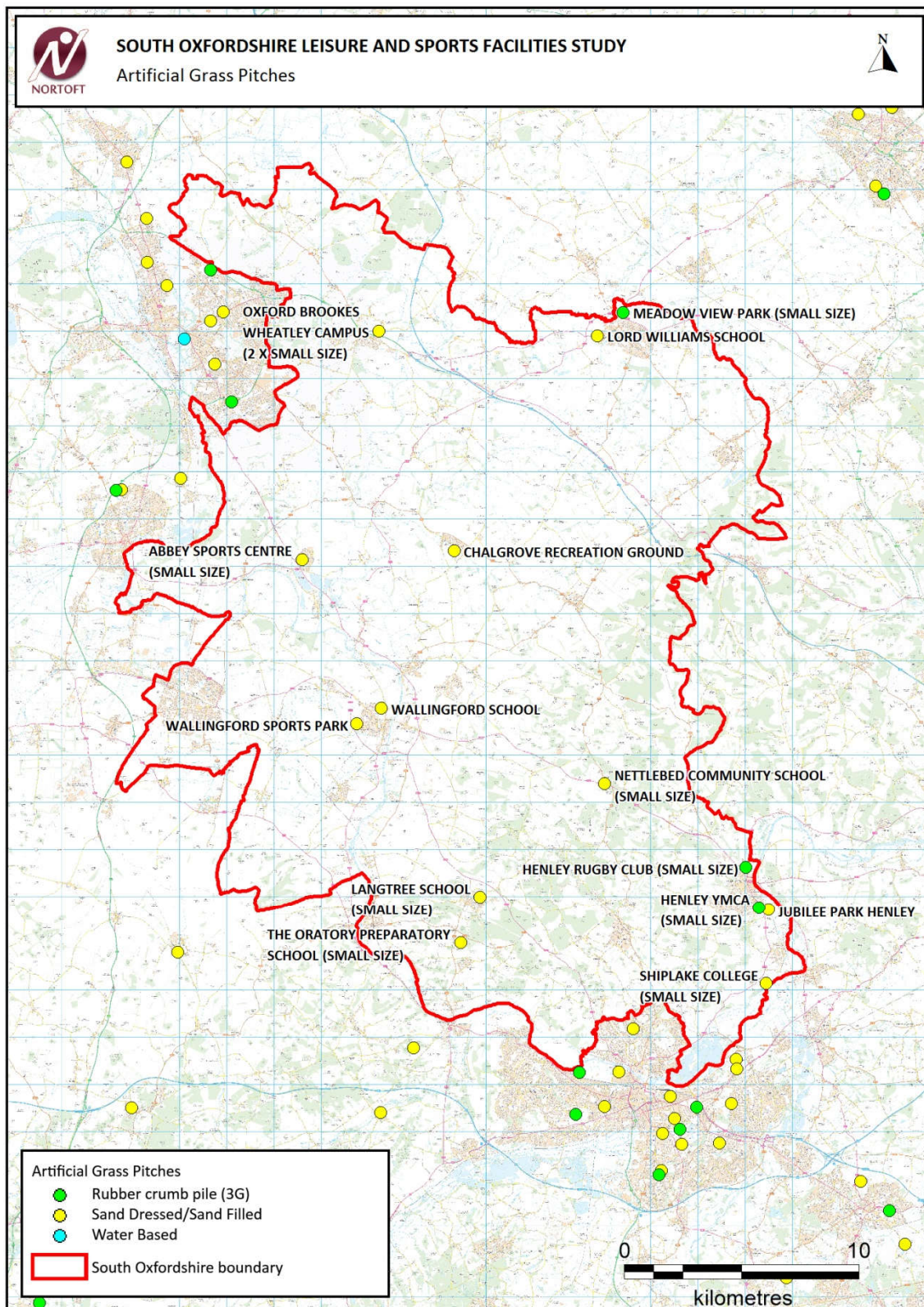
| Site Name | Facility Sub Type | Length (m) | Width (m) | Build date [date refurbished] | Sports lighting | Site control | Access Type | Comments |
|-------------------|------------------------|------------|-----------|-------------------------------|-----------------|--------------|------------------------------------|---|
| HENLEY RUGBY CLUB | Rubber crumb pile (3G) | 60 | 60 | 2003 | Yes | Henley RFC | Sports club/ community association | <p>Opening times: Monday – Sunday: 10.00-22.00</p> <p>Pile is 65mm, with 30mm shock pad. Reasonable condition. Does not meet either WR22 or FA register requirements due to dimensions.</p> <p>Used extensively for rugby training and also hired for football training and small-sided. Area of pitch too small for any football match other than 9v9 (u12s) or younger age groups.</p> <p>Secure community use.</p> |
| HENLEY YMCA | Rubber crumb pile (3G) | 37 | 19 | n/a | Yes | YMCA | Pay and play | <p>Opening hours: Mon-Sun: 07.00 – 22.00</p> <p>Good quality with floodlights and changing rooms.</p> <p>Although surface meets FA register requirements, too small to act as a match venue for any age group.</p> <p>Secure community use.</p> |

| Site Name | Facility Sub Type | Length (m) | Width (m) | Build date [date refurbished] | Sports lighting | Site control | Access Type | Comments |
|--|-------------------|------------|-----------|-------------------------------|-----------------|------------------------------|------------------------------------|---|
| JUBILEE PARK HENLEY | Sand Dressed | 100 | 60 | 1991 [2011] | Yes | Local authority via operator | Pay and play | Opening hours: Mon-Sun: 07.00 – 22.00 Standard quality with recently replaced floodlights. Changing rooms located across busy supermarket entrance road. Secure community use. Changing rooms are leased. |
| LANGTREE SCHOOL, WOODCOTE | Sand Dressed | 60 | 40 | 2015 | Yes | School | Sports club/ community association | Opening hours: Mon-Fri: 17.00 – 20.30 Sat: 9.00 – 18.00 Sun: 10.00 – 15.00 Secure community use. |
| LORD WILLIAMS SCHOOL (UPPER SCHOOL), THAME | Sand Dressed | 110 | 70 | 2007 | Yes | School | Sports club/ community association | Opening hours: Mon-Fri: 18.00 – 22.00 Sat: 11.00 – 20.00 Sun: 08.00 – 20.00 Standard quality pitch with additional running straight. Adjacent to Thame LC but managed by the school. Secure community use. |

| Site Name | Facility Sub Type | Length (m) | Width (m) | Build date [date refurbished] | Sports lighting | Site control | Access Type | Comments |
|--|------------------------|------------|-----------|-------------------------------|-----------------|----------------------|------------------------------------|---|
| MEADOW VIEW PARK, THAME | Rubber crumb pile (3G) | 40 | 30 | 2010 | Yes | Football partnership | Sports club/ community association | Opening hours: Mon-Sun: 09.00 – 22.00 Standard quality facility. May meet FA register requirements in relation to surface but too small to act as a match pitch for any age group. Secure community use. |
| NETTLEBED COMMUNITY SCHOOL | Sand Filled | 35 | 17 | 2006 | Yes | School | Sports club/ community association | Opening hours: Mon-Fri: 17.00 – 22.00 Sat: 11.00 – 20.00 Sun: 08.00 – 20.00 Secure community use. |
| OXFORD BROOKES UNIVERSITY (WHEATLEY CAMPUS) | Sand Filled | 33 | 29 | 1990 | Yes | University | Sports club/ community association | Opening hours: Mon – Sun: 17.00 – 22.00 Community use unsecure. Poor quality |
| OXFORD BROOKES UNIVERSITY (WHEATLEY CAMPUS) | Sand Filled | 33 | 29 | 1990 | Yes | University | Sports club/ community association | Site future uncertain as due to close 2020 onwards. |
| SHIPLAKE COLLEGE | Sand Filled | 51 | 27 | n/a | Yes | Independent school | Sports club/ community association | Opening hours: Mon-Fri: 18.00 – 21.00 Community use unsecure. |
| THE ORATORY PREPARATORY SCHOOL, GORING HEATH | Sand Filled | 46 | 35 | 2008 | No | Independent school | Private | Not open to community |

| Site Name | Facility Sub Type | Length (m) | Width (m) | Build date [date refurbished] | Sports lighting | Site control | Access Type | Comments |
|-------------------------|-------------------|------------|-----------|-------------------------------|-----------------|--------------|------------------------------------|--|
| WALLINGFORD SCHOOL | Sand Dressed | 101 | 63 | 2011 | Yes | School | Sports club/ community association | <p>Opening hours: Mon-Fri: 18.00 – 21.00; Saturday 09.00-12.00 (not regular)</p> <p>Standard quality facility but with no changing. Almost fully booked with football other than Fri evening. Used for 1 hockey match fixture on Saturdays when needed if Wallingford Sports Park pitch full.</p> <p>Secure community use.</p> |
| WALLINGFORD SPORTS PARK | Sand Dressed | 100 | 60 | 1996 [2009] | Yes | Trust | Sports club/ community association | <p>Opening hours: Mon – Sun: 09.00 – 23.00</p> <p>Standard quality pitch.</p> <p>Used 8 hours mid-week for hockey, 7.5 hours on Saturdays, and 7 hours on Sundays.</p> <p>Remainder of time used for football.</p> <p>Adjacent very small AGP. Secure community use.</p> |

Figure 3: Artificial Grass Pitches map



Assessment of current supply/demand

- 2.18 None of the sites have formal information about usage provided, but it is known that the Wallingford Sports Park pitch is being used to capacity at the weekends and that the hockey club is seeking a second pitch.
- 2.19 The hockey club at Henley is seeking improved social/clubhouse facilities.
- 2.20 Only some of the pitches are in secure community use, and these are: Abbey Sports Centre, Henley Rugby Club, Jubilee Park and the YMCA at Henley, Meadow View Park at Thame, and Wallingford Sports Park.
- 2.21 The quality of the pitches is generally at least standard and are attractive, with the notable exception of the small size pitch at Abbey Sports Centre which is poorly located and has concrete rebound walls. This site had a total of 440 bookings for 2015. The future need for and options in relation to the AGP will be considered as part of the wider planned review of Abbey Sports Centre.

Consultation findings

Club comments

Hockey

Wallingford Hockey Club

- 2.22 The Wallingford Hockey Club is based at Wallingford Sports Park, with occasional use of Wallingford School on Saturdays. The club has 5 men's teams, 4 ladies teams, and 9 junior sides. It also has coached sessions and mini hockey tournaments for u6, u8, u10 and u12. There were a total of 414 members of the club as at December 2015.
- 2.23 The number of senior teams has stayed the same over the past 3 years, but the number of juniors has increased, particularly for the u10s and below, which now have waiting lists. This increasing demand is now feeding up into the u14-u18s and there are insufficient facilities.
- 2.24 The club draws about 90% of its members from South Oxfordshire, mostly from the Wallingford area, within about 5 miles of the site.
- 2.25 The club expects to continue to grow, in line with the housing growth in the area for the senior teams, but more quickly for the minis and juniors. However there is insufficient capacity at the Wallingford Sports Park pitch to cater for this growth. The club recognises that the most realistic option in relation to new capacity is at Wallingford School. The club and England Hockey have therefore been actively exploring this with the school.

- 2.26 The club uses the Wallingford Sports Park sites on Saturdays for matches (all day), Sunday mornings for minis training, Sunday afternoons for junior matches and Wednesday and Thursday evenings for training. In addition to the club's use of the pitch, it is used by England Hockey as a Junior Development Centre.
- 2.27 Wallingford Hockey Club hires the pitch from Wallingford Sports Trust, which in turn has a 30 year lease from South Oxfordshire District Council. The Sports Trust maintains the site.
- 2.28 The pitch at the Sports Park is a good standard but will require resurfacing in 4-5 years. However the changing facilities are poor and the car parking has some problems. A 6-room changing facility is due to be open by September 2016 which will primarily cater for rugby and hockey use of the site. Resurfacing of the main car park is complete, but there is need to expand this to cater for the growth in demand on the site.
- 2.29 The club also has an aspiration for a second hockey surface artificial grass pitch at Wallingford Sports Park. However this could not be accommodated without a severe impact on rugby on the site, so is not realistic to pursue. No funding has been identified for this proposal.

Henley Hockey Club

- 2.30 Henley Hockey Club is based at Jubilee Park in Henley. The club currently runs 5 men's, 4 ladies, and 6 junior sides. There were a total of 374 members of the club as at December 2015. The number of senior teams has remained steady over the past 3 years but the juniors have increased. The club does not have any unmet demand and has facility space and time to accommodate more teams. However additional teams would mean the need for more changing accommodation.
- 2.31 The club's membership is about 75% from Henley, with a further 10% from other places in South Oxfordshire. The remainder are from outside the district. Most of the players travel up to 5 miles to the club.
- 2.32 The pitch is rented and this agreement has just been renewed for a further 5 years. The clubhouse is leased from Henley Town Council.
- 2.33 The club uses the pitch for 6 hours a week for training plus from 10am-6pm for matches on Saturdays, and for about 4 hours on Sundays. About a further 15 hours of use takes place on the pitch by AFC Henley and Shiplake College.
- 2.34 The club reports the playing surface as excellent and the floodlights have recently been replaced to bring them up to National League standard. The quality of the changing is standard, but is located across the entrance road to the Tesco supermarket as is the car parking

- 2.35 If the development proposed within the Neighbourhood Plan goes ahead (Site J) then both the changing and car parking will need to be replaced. As at January 2016, suitable options have not yet been identified.

Football

- 2.36 The club survey returns give a good feel for the need for training and what the clubs currently use. The returns are summarised in Figure 4. It is clear that the sand AGPs are being used regularly for football training, and also that the small sized pitches and Multi Use Games Areas (MUGAs) are playing an important role in parts of the district.

Figure 4: Clubs returns concerning training

| Club | Winter training venue | Ease of booking | Quality | Comments from the club survey |
|---------------------|---|-----------------|-----------|---|
| Benson Lions | RAF Benson sports hall | Easy | Good | |
| Benson United | Wallingford Sports Park AGP (sand, large) | V easy | | |
| | Abbey Sports Centre AGP (sand, small) | Easy | Poor | |
| Berinsfield | Abbey Sports Centre sports hall | Difficult | Average | The club is looking into floodlights. During winter months (i.e. most of football season) the club struggles with the cost of hiring the sports hall for training - need floodlights or cheaper inside facilities. If the club had better facilities they consider that they would attract more volunteers and be able to expand. Can only book the sports hall a week in advance as the centre does not "block book". Also all three teams have to train together which is not ideal. Abbey Sports Centre also have astro turf but is in poor condition and not good for children training |
| Chalgrove Cavaliers | Chalgrove MUGA (sand) | V easy | Poor | Site waterlogs and floodlights are unreliable in wet weather. Surface requires replacement and floodlights need re-wiring. |
| Chinnor Youth | MUGA on Whites Field (3G, small) | Difficult | Good | |
| | Whites Field (grass) | V easy | Good | |
| | Station Road Chinnor (grass) | V easy | Average | |
| | Lord Williams's School AGP (sand, large) | Difficult | Excellent | |

| | | | | |
|----------------------|---|-----------------|----------------------|--|
| Cholsey Bluebirds FC | Wallingford Sports Park AGP (sand, large) | Difficult | Good | The all-weather pitch is not easy to book because there is a lot of demand from adult and youth football teams |
| | Cholsey Recreation Ground (grass) | Very easy | Average | |
| Crowmarsh Gifford | Wallingford School AGP (sand, large) | Easy | Excellent | |
| Crowmarsh Youth FC | Wallingford Sports Park AGP (sand, large) | Easy | Average | The club does not have sufficient winter training facilities. The club is hoping to develop Bullcroft Park - in particular looking at the turning the hard courts owned by the Town Council into an Astro training area. In addition, the changing facilities need to be updated and refurbished. If possible the club would like a single base and home possibly located on a greenfield site on the edge of Wallingford. The club has to hire training facilities from Wallingford School, Hithercroft Sports Park, Wallingford Town Council, NHS Trust etc. The club considers that if they had a central hub with adequate pitches and training facilities for all teams - for example on the model of the Thame Football Partnership - then they would be able to expand more comfortably and engage more closely with other community groups sharing facilities and so on. |
| | Bullcroft (grass) | Easy | V poor | |
| | Wallingford School AGP (sand, large) | Easy | Average | |
| Didcot Casuals | Didcot Girls School sport hall | Difficult | Good | The UTC pitch opened in September 2015 and is now largely booked up. |
| | Willowbrook Leisure Centre sports hall | Easy | Average | |
| | UTC AGP (sand, small) | Easy Average | Average Excellent | |
| Didcot Town | Didcot Town training pitch (grass) | Easy | Average | Club has plans to develop a 4G pitch. A lack of wider training facilities for the youth section is an issue for the club. |
| Dorchester | none given | | | |
| Great Milton | none given | | | |
| Goring Robins | Wallingford School AGP (sand, large) | Easy | Good | Extra training facilities needed, but club also needs extra coaches |
| | Bradfield College sports hall | Easy | Excellent | Club states that Bradfield has recently stopped external clubs from hiring their facilities |
| | Bradfield College outdoor pitches (grass) | Easy | Good | |
| | Langtree School, Woodcote sports hall | Easy | Good | |

| | | | | |
|----------------------------|--|--------|-----------|--|
| Hagbourne United FC | Wallingford School AGP (sand, large) | Easy | Excellent | Club needs additional training facilities |
| AFC Henley | Jubilee Park AGP (sand, large) | V easy | Good | The club needs the whole package for training and playing at all ages. This should include more playing pitches and more training facilities, either grass or artificial surface. Needs additional training facilities |
| Henley Town FC | Berkshire County Sports Club Sonning AGP (3G, large) | Easy | Good | Training at Berks County Sports Sonning on 3G pitch as there is no facility in Henley. Club plans include a 3G stadia pitch. |
| Henley YMCA | Henley YMCA MUGA (3G, small) | V easy | Good | Henley YMCA is predominantly a housing provider so there is not a permanent member of staff who can take responsibility for the development of teams. In addition there are no volunteers who could take up this role. |
| Thame Football Partnership | Meadow View Park (3G, small) | V easy | | The club has already filled the existing small size 3G AGP to capacity. There are active proposals to increase the size of the existing 3G pitch area to make it a full size pitch. The Partnership are also at an early stage of considering converting the grass stadium pitch to a 3G match pitch quality. |
| Wallingford Town | Wallingford Sports Park (grass) | Easy | Good | Club would like a floodlit training area |
| Watlington Town | Watlington Recreation Ground (grass) | V easy | Poor | Current training facilities are inadequate: only one small pitch area is floodlit and is grass, so capacity for training in winter months especially is very limited. Club plans include pitch development and training. There is a lack of pitches with floodlighting facilities for midweek evening fixtures. Some players train elsewhere to access floodlit AGP facilities. Lack of pitch space results in difficult balancing act with cricket club that shares ground. |
| West Berkshire Wanderers | none given | | | |
| Wheatley Youth | Oxford Brookes Uni AGP (sand, small) | V easy | Poor | Lack of maintenance and poor quality carpet |

Rugby

- 2.37 None of the clubs have an AGP for training or matches and although such a facility is an aspiration, particularly at Chinnor RFC and Wheatley.

National Governing Body comments and strategies

Hockey

- 2.38 Hockey's success at the Rio Olympics has generated major new interest in the game, with a high number of new enquiries to clubs which is resulting in new membership. It is too early to determine how this legacy will develop in the future, so both the annual review of the strategy and the fuller update will need to take into account potentially higher growth in the game than this strategy suggests.
- 2.39 England Hockey's document 'The Right Pitches in the Right Places' is the governing body's facilities strategy. It suggests that there should be a number of steps in assessing hockey provision including an assessment of supply and demand, the strategic considerations, the type/level of use, and standard of play. Nationally over 80% of the total current pitch provision is on education sites (schools, Further Education, or Higher Education).
- 2.40 There are currently 3 hockey clubs in the district: Wallingford Hockey Club, Henley Hockey Club and Thame Hockey Club. Wallingford Sports Park is used as one of the England Hockey Junior Development Centres.
- 2.41 Thame Hockey Club did not respond to the club survey but it is known that they have 238 members and use the Lord Williams's School pitch in Thame. England Hockey usage information suggests that they use the pitch for 3 hours per week for training and 4.5 hours per week for matches on Saturdays. The club reports that they are unable to book further hours to meet their needs.
- 2.42 England Hockey have met with Wallingford School to explore ways in which the AGP might be made more available to the hockey club. England Hockey would not prioritise for future investment a second hockey surface at Wallingford Sports Park.
- 2.43 England Hockey notes that there are a number of clubs on the borders of South Oxfordshire which are likely to draw some players from within the district. These are:

| Club | Number of members |
|-------------------|-------------------|
| Sonning | 254 |
| Reading | 788 |
| Oxford | 557 |
| Oxford Hawks | 748 |
| Abingdon | 134 |
| Abingdon Pilgrims | 21 |

- 2.44 England Hockey's market segmentation summary for the district suggests that there is demand for the sport. This is based on a higher than average populations for the

key groups interested in hockey; graduate and professional men aged 18-45 years and graduate women aged 18-25 years. There is also scope to encourage latent demand particularly from mothers aged 36-45 years. Programmes such as Rush Hockey and Back to Hockey to encourage new participants are therefore encouraged by the national governing body.

Football

- 2.45 The Football Association's National Facilities Strategy of 2013 places heavy emphasis on the development of new 3G AGPs and on the resurfacing of some of the existing AGPs to 3G from sand filled/dressed, but only where there is a strategic priority for football and there is surplus provision for hockey. The objective is to give every team the opportunity to at least train on a 3G pitch, and the FA estimated for this strategy that the equivalent of one large size 3G pitch is needed for every 56 teams in an area.
- 2.46 With no full size 3G pitches available in South Oxfordshire District, the district is a high priority for additional 3G space. A number of alternative sites are currently under active consideration for the provision of additional 3G pitch space, but none has reached any formal stage where delivery can be certain.

Rugby Union

- 2.47 The Rugby Football Union (RFU) released its AGP Strategy in December 2015. It envisages developing 60 AGPs on rugby club sites and 40 AGPs where the facility will be shared. The anticipated approximate usage for an AGP on a rugby club site would be:
- 20% use by the host club
 - 30% use by local clubs and County Board
 - 15% use for schools and community groups
 - 35% use for commercial purposes (primarily football)
- 2.48 The objective will be for the RFU to deliver at least one AGP per County Board in both traditional and less traditional rugby communities. The identification and investment in these sites will be for the County Board to determine, and then to work with the prioritised club. The primary selection drivers are:
- Clubs and local rugby communities with high growth potential
 - Clubs and local rugby communities with overused natural turf pitches
 - Local ability to generate commercial revenue
 - Easily accessible through transport links
- 2.49 The full delivery of the investment programme is expected to be completed by September 2019.
- 2.50 This AGP strategy appears to supersede the RFU National Facilities Strategy 2013-2017 which set the criteria for the County Board investment strategies. One of the

priorities for investment includes to “Increase the provision of artificial grass pitches that deliver wider game development outcomes”.

2.51 The RFU strategy states:

“The use of artificial grass pitches and in particular IRB 22 compliant surfaces has the potential to offer wider opportunities for the growth of the game, particularly when taken in the context of those communities that do not have access to natural turf facilities or when natural turf facilities are unavailable or unusable. Artificial grass pitches can offer a quality playing surface throughout the year, allowing for increased opportunities for training and match competition at all levels and ages. In a wider context and when delivered against a strategic setting such as a school, college or university site, they enhance curricular activity, opportunities for intra-mural social and competitive rugby and provide quality playing opportunities for the wider community.

Previous strategic investment in artificial grass pitches that deliver wider game development outcomes remain valid and investment will continue into sites that service a number of rugby partners at a local level.”

2.52 The IRB 22 is now called World Rugby Regulation 22, and any new facility must meet the Rugby Turf Performance Specification issued in 2015.

2.53 Henley RFC currently has a small size 3G pitch which is intensively used for rugby training by the club and by the RFU squads.

2.54 For rugby, good quality natural turf remains the surface of choice for both matches and training. However, where there is limited space, 3G artificial grass pitches with the appropriate length pile and shock pad offer a real opportunity to provide a quality surface upon which to play the game. The RFU however will generally only prioritise funding for AGP development where a pitch is on a rugby club site, or is adjacent to it, or possibly where a school has a very strong background in rugby.

2.55 The RFU have also confirmed that AGPs with surfaces suitable for rugby are not a high priority for the district at the current time. However the RFU is supportive of considering the development of a WR22 pitch at Wallingford Sports Park in order to increase that site’s capacity.

Other consultation and Neighbourhood Plans

2.56 In Thame, there are proposals to relocate the Lord Williams’s Lower School to the Upper School site. This is being linked to a proposal to develop a 3G pitch on the north side of the Oxford Road. This pitch would be welcomed by the national governing bodies for football and rugby if the business plan is sufficiently robust to ensure long term sustainability and assuming that the pitch was made available for community use.

- 2.57 In Henley there are two existing small size 3G pitches plus a full size sand dressed pitch at Jubilee Park. There are emerging proposals for two potential pitches, a full size 3G football turf pitch at Jubilee Park adjacent to the existing hockey pitch, and a stadia pitch at Henley Town FC stadium to replace the grass pitch. Gillotts School is also considering the development of a MUGA as part of the mitigation package should they sell part of their playing fields for redevelopment. The surface type for the MUGA has yet to be confirmed, so it is not known if it will be appropriate for football training.
- 2.58 The current changing and grounds maintenance store for the hockey club and AFC Henley are identified as part of one of the housing development sites in the Joint Henley and Harpsden Neighbourhood Plan. These facilities would therefore need to be relocated should these developments go ahead.
- 2.59 In the Sonning Common Neighbourhood Plan, there is a proposal to develop an area opposite Chiltern Edge School (site identified as SON3) for community sport.
- 2.60 In relation to hockey needs, the lack of suitable pitch space at weekends in Wallingford has resulted in the exploration of different options, including the potential of a second full size pitch at Wallingford Sports Park. This option has now been discounted because of the negative impact on rugby on the site. The preferred option is to extend the opening hours of Wallingford School.

Adjacent authorities' provision and strategies

- 2.61 A review of the AGP provision and proposals within the adjacent authorities has been undertaken (see Section 1 appendices). A summary the identified needs and proposals contained in the strategy reports is given below:
- Aylesbury Vale: the recent FA assessment shows that there is a need for 5 full size 3G pitches with football turf. The district currently has 2.
 - Cherwell: no new AGP provision required up to 2031, but potentially resurfacing of some hockey pitches to 3G. A new full size 3G pitch is proposed at Bicester Sports Village, plus potentially 2 x 3G pitches on school sites in Banbury. Recent FA modelling however suggests that there is a need for 5.6 full size 3G pitches in Cherwell.
 - Oxford City: no additional AGPs required. However the FA modelling suggests that 5.3 full size 3G pitches are required. 9v9 pitches are being developed for Barton and Blackbird Leys and a full size 3G pitch is planned for Oxford Academy (Littlemore).
 - Wokingham: potentially further hockey pitches (not quantified). The FA mapping suggests that there is a significant undersupply of 3G pitches.
 - Wycombe: there is a current shortage of three 3G pitches, and this is expected to increase to a deficit of 4 by 2026.
 - Reading: no current strategy. The FA mapping suggests that there is a significant undersupply of 3G pitches.
 - West Berkshire: no current strategy

- 2.62 This strategy review suggests that there may be no spare capacity to cater for increased demand arising from South Oxfordshire, particularly on the border with Wycombe. The new proposed provision in Cherwell is too far away from most of South Oxfordshire to be of significance, and even the closest part of the authority is only just within 20 minutes' drive time to the Sports Village site.

Modelling

- 2.63 A number of different modelling tools can be used to assess the current AGP provision in South Oxfordshire District.

Market Segmentation and Active People Survey findings

- 2.64 AGPs are used primarily for football and hockey. They are also increasingly used for rugby (where the surface is appropriate). Sport England published detailed sport evidence packs, which bring together data from the Active People Survey.
- 2.65 For football, there is a clear overlap between the small sided game played on large size pitches that have been divided up, and the specialist small sided (usually commercial) pitch complexes. Of the two, the small sided pitch complexes tend to be more attractive to players. The cost of hiring artificial surfaces can often prohibit use by mini and junior teams however.
- 2.66 Only some of the dominant market segments in South Oxfordshire District are therefore likely to use these facilities on a regular basis.

Facilities Planning Model (FPM)

- 2.67 The Sport England Facilities Planning Model for AGPs considered only large size pitches, so included in the modelling were: Jubilee Park at Henley, Lord Williams's School at Thame, Wallingford School, and Wallingford Sports Park.
- 2.68 The key parameters (Figure 5) used in the FPM provide a useful guide to the ways in which AGPs are used. The key points to note are: the dominance of football overall, the much higher percentage of male users than female, and the rapid fall off in users with age.

Figure 5: FPM AGP parameters

| | Parameter | | | | | | | Comments |
|--|--|-------|-------|-------|-------|------|------|---|
| Participation -% of age band | 0-15 | 16-24 | 25-34 | 35-44 | 45-54 | 55+ | | |
| | Male | 3.37 | 7.72 | 4.93 | 2.71 | 1.26 | 0.17 | |
| | Female | 3.16 | 2.70 | 0.94 | 0.46 | 0.18 | 0.07 | |
| Frequency – Visits Per Week in the Peak Period | 0-15 | 16-24 | 25-34 | 35-44 | 45-54 | 55+ | | |
| | Male | 1.81 | 1.67 | 1.27 | 1.06 | 1.07 | 0.97 | |
| | Female | 1.02 | 1.45 | 1.34 | 1.31 | 1.21 | 1.32 | |
| Peak Period | Monday-Thursday = 17.00 – 21.00 Friday = 17.00 – 19.00 Saturday = 9.00 – 17.00 Sunday = 9.00 – 17.00 Total Peak Hours per week = 34 hrs Total number of slots = 26 slots Percentage of demand in peak period = 85% | | | | | | | Mon-Friday = 1 hr slots to reflect mixed use of activities –training, 5/7 a side & Informal matches Weekend = 2 hrs slots to reflect formal matches. |
| Duration | Monday - Friday = 1 hr Saturday & Sunday = 2 hrs | | | | | | | |
| At one time capacity | 30 players per slot Mon to Fri; 25 players per slot Sat & Sun 30 X 18slots = 540 visits 25 X 8slots = 200 visits Total = 740 visits per week in the peak period | | | | | | | Saturday and Sunday capacity to reflect dominance of formal 11-side matches i.e. lower capacity |
| Catchments | Overall catchment for all users 82% travelling 20 minutes or less during week – within a distance decay function of the model Users by travel mode 81% Car borne 15% Walk 4% Public Transport | | | | | | | |

2.69 The key findings from the FPM 2014 National Run assessment were:

- The total demand for AGP space was for about the equivalent of 3.6 large size AGPs, of which football demand is about 3 pitches equivalent, and hockey one pitch equivalent.
- The total amount of AGP supply scaled with hours and taking into account whether a pitch is floodlit, was estimated to be around 3.9 pitches.

- As football uses all of the current large pitches in South Oxfordshire District, the FPM estimates that there is a need for 1 large size 3G AGP.
- About 88% of the potential football demand is met, and around 93% of the potential demand is for hockey. However the football demand is largely being met by use of AGPs which are of hockey specification, not football.
- A high percentage of the potential demand for hockey is exported to surrounding authorities, with only an estimated 23% being retained within the authority. This compares with more than half of the football demand being met within South Oxfordshire District. The most likely direction for this export of hockey demand is to Reading and Oxford.
- A lack of capacity in the AGP network is the main reason why there is unmet demand in the peak period, particularly for football.
- The only area of unmet demand is in Didcot.
- The estimated average used capacity of the pitches included in the assessment is around 89%. This assumes that hockey pitches are only used at weekends.
- 95% of users travel by car.
- The relative share of AGP space in South Oxfordshire District is slightly above the national average for both football and hockey. The “relative share” of a facility as assessed by the FPM considers the population with the size and availability of facilities. It establishes whether residents in one area have a greater or lesser share of provision than other areas, when compared against a national average (100). A simple analogy is to consider the sports facility provision as a cake, its size being proportional to the facility’s catchment and its slices divided among the users within the catchment.
- A further AGP should be considered for the Didcot area.

FA model for 3G AGP provision

Football training

- 2.70 The FA has an aspiration that each football team should have access at least one hour a week to a 3G AGP for training, and they have developed their own model to calculate the amount of 3G AGP pitch space required. The FA assumes in their model that the 3G AGPs are available from 6pm-10pm midweek and 9am-5pm on weekends, and that the pitches are available for club training as follows (Figure 6).

Figure 6: FA 3G AGP model training hours

| Pitch size and nature | Number of hours available for club training |
|--|---|
| Full size | 56 |
| Stadia | 46 |
| Multi Use Games Area | 18 |
| Commercial 5 a side centres | 10 |
| Pro club indoor and outdoor facilities | 0 |

- 2.71 This FA model was based on research undertaken in 2012 by Sport England. It found that on average 51% of usage is by sports clubs when factoring in the number of training slots available per pitch per hour if a site is fully open during the weekday evenings and at weekends, with hours of operation as above. A full size 3G AGP on average has 111 training slots per week, and 55 of these are either pay and play or commercial use, with the remaining 56 slots available for community club training (or matches).
- 2.72 The model therefore incorporates both the commercial/pay and play use of a pitch and community club use. The FA advise that all planned 3G AGP pitches with high levels of community use but which are yet to have a formal programme of use identified, should be assumed to have 56 training slots available for community club training.
- 2.73 The FA model also helps to identify how many more hours are required in each local authority to potentially provide every affiliated club with the opportunity to train for one hour per week. The FA has agreed that the number of affiliated teams playing on grass in South Oxfordshire is 273 community teams. As such, the FA is currently seeking 273 training slots of 1 hour each on 3G pitches. However it should be noted that the FA model does not take account of sites which are available for training over the authority's borders, nor the distribution of pitches within an authority. This is a significant factor for South Oxfordshire where some of the northern side of the authority is within the catchment of 3G pitches in Oxford, or in the south to Reading and Wokingham. Updated playing pitch strategies are currently being developed for Reading and Wokingham and the FA mapping suggests that there is a significant under supply of 3G pitches to meet the demand in these neighbouring areas. The PPSs for Reading and Wokingham are expected to explore and address this shortfall.

- 2.74 The only 3G pitches in South Oxfordshire District which are available for football use are at Henley Rugby Club, Henley YMCA and Meadow View Park in Thame. In terms of the FA model, the YMCA can be equated to a Multi-Use Games Area (18 hours). The Meadow View pitch is a community football centre but is small size, so assumed to have half of the full size pitch use above, or 28 hours per week. The Henley Rugby Club is available for football use most weekday evenings and some of the weekend days but has a small-sided league, so is assumed to have a total of about 15 hours per week available. Together the number of hours available for football training on 3G pitches is therefore currently a total of around 61 hours.
- 2.75 The shortfall of 3G space between the current provision and the FA model is therefore 213 hours, or approximately 3.8 full size 3G pitch equivalents. In relation to the amount of provision of 3G pitches across the sub areas, the following is based on the number of teams playing football on grass for the season 2014-15 (Figure 7). All of the 8 exported teams appear to arise from the Central area, based on their team name as these are either Whitchurch or Goring, so for this assessment they are allocated to the Central sub area.

Figure 7: Strategy sub-area provision and demand for 3G

| Strategy Sub Area | Number of teams = hours required on 3G pitches | Current pitch space available, based on FA model | Shortfall | Shortfall - approx number of full size 3G pitch equivalents |
|-------------------|--|--|-----------|---|
| Central | 101 | 0 | 101 | 1.8 |
| Didcot | 37 | 0 | 37 | 0.6 |
| North East | 60 | 28 | 32 | 0.6 |
| North West | 25 | 0 | 25 | 0.4 |
| South East | 50 | 33 | 17 | 0.3 |

- 2.76 The above table suggests that the priority area for new 3G pitch provision based on the FA model is the central area of the authority, running from the Goring area in the south up to Wallingford and Watlington. Areas with no provision at all also include the Didcot area and the North West. Best provided in terms of training needs are the south east and north east sub areas, but there are no FA register pitches here either.
- 2.77 This theoretical model does not however take into account the pressures at the individual site level because of the success of particular clubs. For example, there is limited theoretical need for additional 3G provision in the south east area of the district, but Rotherfield United run a large number of teams from their site at Bishopswood and their pitches are being overused. An accessible 3G pitch in this type of situation may therefore significantly support a club and reduce the pressures on their grass pitches.

- 2.78 The FA modelling for 3G pitch requirements has recently been updated, with a new estimate of 42 teams capacity per full size pitch available throughout the peak period. This revised, lower estimate, will have an impact on South Oxfordshire as this will increase the number of 3G pitches estimated to be needed for community football. When this strategy is updated at Stage E or more substantially revised, then the calculations of need using the FA model should be updated accordingly.

Football matches

- 2.79 The FA is placing an increasing focus on the opportunity for community clubs to use 3G AGP pitches for matches. Such pitches need to conform to the requirements of the FA Register and need to be retested every 3 years. The lack of any large size 3G pitches in South Oxfordshire which are on the FA 3G Register means that no sanctioned league fixtures can take place on artificial pitches in the district.
- 2.80 To ensure the ongoing availability of match quality pitches where new facilities are proposed, the FA would wish to see the application of a planning condition requiring a formal community use agreement. This should include the following:
- Sites should be available for community (club hire) at weekends during the daytime for matches.
 - Pricing policies for matches at weekends should be put in place. The price charged for matches should be similar to the hire charge for football matches on grass pitches in local authority ownership (parish, town or district). For the senior game this will be for sites with changing provided.
 - New 3G pitches with a football turf surface must be tested and subsequently FA registered.
 - New 3G football turf pitches should be retested every 3 years, and remedial works undertaken as necessary to retain the FA register status.
 - The establishment of a sinking fund to enable surface replacement as necessary. The FA recommends that a sinking fund of approximately £25,000 pa (at 2015 prices).
- 2.81 Large size match quality 3G football turf pitches which can be included in the FA register will help reduce the amount of grass pitch space required. However as only 1 match can take place at any one time for the adults and older youth teams on an AGP, the reduction is only by 1 of each grass pitch size for these age groups per large size pitch. AGPs cannot therefore replace all of the grass pitch needs for the sport.

Comparator authorities' provision

- 2.82 Using the data available on Active Places it is possible to compare the general levels of artificial grass pitch provision for South Oxfordshire with its CIPFA (The Chartered Institute of Public Finance and Accountancy) benchmark authorities and other similar authorities. This comparison is a useful way of reviewing the amount of provision in the authority, though it does not take account of the distribution, quality of the facilities, or accessibility of facilities over the authority's borders. However the broad comparison provides a general feel for the amount of provision in the district in relation to similar authorities elsewhere.
- 2.83 This comparator authority analysis confirms the overall low level of 3G artificial pitch provision in South Oxfordshire District compared to the benchmark authorities and some of its the geographical neighbours (Figure 8). Of the geographical neighbours, it should be noted that Oxford only has one full size 3G pitch and one small size 3G pitch, and that Cherwell has no full size 3G pitches at this time as is also the case with Wycombe. This low level of provision will have a particular significance for the northern part of the North West strategy sub area, and the Henley area of the South East sub area.

Figure 8: Artificial Turf Pitches - comparator authorities

| Comparator | Population at 2015 (ONS 2012 base) | Number of pitches | | | | |
|------------------------------------|------------------------------------|-----------------------------|-------|-------|-------|-------|
| | | Sand filled or sand dressed | | 3G | | Water |
| | | Large | Small | Large | Small | |
| South Oxfordshire | 137,400 | 4 | 7 | 0 | 3 | 0 |
| <i>CIPFA benchmark authorities</i> | | | | | | |
| Vale of White Horse | 124,800 | 3 | 0 | 1 | 3 | 0 |
| East Hertfordshire | 143,300 | 7 | 0 | 2 | 0 | 0 |
| East Hampshire | 118,200 | 5 | 0 | 2 | 1 | 0 |
| Test Valley | 118,100 | 4 | 2 | 2 | 4 | 0 |
| <i>Geographical neighbours</i> | | | | | | |
| Oxford | 154,800 | 10 | 1 | 1 | 1 | 1 |
| Cherwell | 145,500 | 7 | 2 | 0 | 2 | 0 |
| Aylesbury Vale | 183,600 | 4 | 7 | 2 | 0 | 0 |
| Wycombe | 176,200 | 5 | 2 | 0 | 0 | 1 |
| West Berkshire | 157,200 | 10 | 0 | 1 | 0 | 0 |
| Reading | 159,800 | 5 | 3 | 4 | 9 | 0 |
| Wokingham | 161,400 | 3 | 2 | 1 | 12 | 1 |

Assessment of Future Needs

- 2.84 The assessment of the future needs for artificial turf pitch provision for the sports of hockey, football and rugby are based on a combination of:
- Team generation rate modelling results. These forecast growth in the sport, using team generation rates (TGRs), which in turn are based on: the current rates of participation in the sport across the age groups and sexes; the anticipated growth in each sport, again across the different age groups and sexes; and the changes in the population for each area of South Oxfordshire over time.
 - the technical requirements of the sport in relation to the nature and quality of pitches for training and matches.
 - for football and rugby, the quality and availability of grass pitches for both matches and training.
 - the quality of and spare capacity of the existing sites to meet future demand.
- 2.85 The following assessment considers the needs for each sport separately. Cricket does not use artificial grass pitches for either matches or training, although artificial turf strips are important at a number of club sites. Cricket is not therefore addressed in this AGP assessment.
- 2.86 The team generation rate modelling results are provided in detail in Appendix 4, and the key results are drawn out within each of the sport specific sections.

Hockey

Future demand – TGR (Team Generation Rates) modelling

- 2.87 The basis for this strategy's modelling of the future demand for hockey was agreed with England Hockey, and is 0.5% per annum increase in participation throughout the strategy period. The results of this forecasting are given in Appendix 4, and the key points are given below. The rate of increase in demand for hockey will need to be kept under review as the success of the sport at the Rio Olympics appears to be generating significant new interest in the sport. This modelling should therefore be reviewed both in the annual update of the strategy and the fuller planned review once the housing numbers are more fully confirmed.
- Overall the demand for hockey will not increase significantly and the anticipated team numbers will remain fairly unchanged both across the authority as a whole, and in each of the sub-areas other than in the Didcot Leisure Sub Area (Didcot LSA).
 - There are no teams currently playing in the Didcot LSA, either within South Oxfordshire or within the Vale of White Horse, therefore the modelling based on the current TGR rates gives a false result.

- If the average TGR rates for South Oxfordshire and the Vale of White Horse are applied to the Didcot LSA in order to assess the real level of demand from this sub-area, it is clear that there are about 2-3 teams generated from the existing population in each age group for each sex. This demand is expected to increase by about an extra 2 teams in each age group/sex up to 2031, as the number of people living in the area increases.

2.88 The fact that there are no hockey surface pitches in the Didcot LSA implies that those people who play hockey must travel outside of the area, and this is most likely to be to Wallingford or Tilsley Park, which are approximately equidistant (15-17 minutes) from the centre of Didcot.

Technical requirements

2.89 All club hockey is now played on sand filled, sand dressed or water based pitches. The technical requirements have not changed recently so the existing full size pitch stock in South Oxfordshire which are designed for hockey will remain suitable for club hockey in the future.

Quality and capacity of existing sites to meet future demand

2.90 The only area of South Oxfordshire which is expected to face significantly increasing demand is the Didcot LSA, with the number of (notional) teams, see para 2.87, almost doubling over the period up to 2031. Elsewhere the demand is expected to remain stable as the aging population is balanced out by the anticipated increase in participation.

2.91 Currently the site most under pressure in terms of capacity is Wallingford Sports Park, and the hockey club requires additional time at the weekends for matches. The negotiations to extend the opening hours at Wallingford School at the weekends are on-going, but have not yet secured the capacity required by the club.

2.92 Thame Hockey Club is unable to book the time it requires at the Lord Williams's Upper School site, which they use for about 3 hours per week on weekdays, and 4.5 hours at the weekends.

2.93 Henley Hockey Club has sufficient capacity to cater for some growth, but would struggle with the changing provision if they expanded further. The key issue for the Jubilee Park site is the proposal to use the existing changing and car parking for housing development, but no suitable alternative has yet been identified.

2.94 There is some spare hockey capacity at the double pitch site at Tilsley Park in Abingdon, which is now controlled by Abingdon School.

2.95 The quality of the pitches and ancillary facilities is generally good.

Investment priorities for hockey

2.96 Responding to the strategy findings, the priorities are to:

- To retain the existing hockey pitches with community use as hockey surfaces.
- Confirm the proposals at St Birinus in Didcot, including surface, proposed access for community use, ancillary facilities etc.
- Continue to explore the extension of the opening hours at Wallingford School at the weekends for hockey club use.
- Resolve the issues raised by the proposed loss of the changing facilities and car parking at Jubilee Park site at Henley, with the provision of fully suitable and alternative provision prior to any development. This is also a requirement set down in the Neighbourhood Plan.
- Develop additional 3G capacity in Thame to release some pressure on the pitch at the Lord Williams's Upper School site, to allow the expansion of hockey use.

Football

Future demand – TGR modelling

2.97 The basis for modelling the future demand for football was agreed with the FA and is:

- Whole authority:
 - Minis: 2.5% growth per annum up to 2019, and 1.25% thereafter
 - Youth boys: 1% per annum up to 2019, and 0.5% thereafter
 - Youth girls: 0% per annum to 2019, and 0.88% thereafter
 - Men: 0% per annum
 - Women: 0% per annum up to 2019, and 12.5% thereafter
- Didcot Leisure Sub Area (Vale & South Oxfordshire)
 - Minis: 1.25% growth per annum
 - Youth boys: 0.5% per annum
 - Youth girls: 0.88% per annum
 - Men: 0% per annum
 - Women: 12.5% per annum

2.98 A different approach has been taken for the Didcot LSA from the rest of the authority because; there are currently notably different rates of participation in football between South Oxfordshire and the Vale of White Horse; and, the two County Football Associations have different tactics for the delivery of their objectives and targets. The findings from the modelling are given in Appendix 4.

2.99 The key findings from the modelling are:

- Across the authority as a whole, there is expected to be an increase from 273 teams in 2015 to 316 teams by 2031.
- Most of the team growth is expected to be in mini soccer, youth boys, and the women's game.
- The area where this growth will be focussed is the Didcot LSA, where the number of teams across both the Vale area and South Oxfordshire is expected to rise from 53 teams in 2015, to 75 teams by 2021, 98 teams by 2026 and 115 teams by 2031. Here there will be growth across all of the age groups and both sexes.
- Elsewhere across the authority, the aging population balances out the growth in participation, and there is effectively no significant change in the number of teams expected to arise in the period up to 2031.

2.100 The focus of investment is therefore to address the known issues across the authority, and to provide for future demand in Didcot.

Technical requirements

2.101 The technical requirements for football turf AGPs are set out in para 2.8 onwards. There are currently no FA register pitches in the district which can be used for matches. Some South Oxfordshire football teams use small size 3G pitches for training along with sand based pitches of various sizes.

Quality and capacity of existing sites to meet future demand

2.102 The assessment of the current situation in South Oxfordshire in relation to the training needs for football (para 2.75 onwards) suggests that all of the district has a deficit of 3G pitch space, but the area least well provided currently is the Central sub-area, with a deficit of 1.8 pitches. The number of teams here are unlikely to change very significantly in the future, so this deficit position is likely to remain into the longer term.

2.103 There are currently 53 teams in the Didcot LSA as a whole, which equates to approximately 1 full size 3G pitch, but there is no 3G artificial grass pitch provision in this area either. Consequently other AGPs within and outside the sub area, such as the sand-based pitch at the UTC, Wallingford Sports Park, and Wallingford School are used by a high number of teams for training.

2.104 Using the FA model base for assessing football training demand (para 2.70 onwards), the growth in the number of teams in the Didcot LSA from 53 teams now to 115 by 2031, suggests that 2 x full size 3G pitches will be required to meet the training needs of clubs in this period within the sub area.

2.105 In relation to matches, the FA has recently developed a model to assess the need for and potential impact of 3G pitches. This is worked through in Appendix 5 and

summarised in Figure 9. It is clear from this model that the need for grass mini and youth 9v9 pitches could potentially be quite small *if the current pattern of matches across the week continues* (see para 4.27) in the Didcot area, and 3G pitches were to be developed. However there would be relatively limited impact on the number of the larger size pitches required in the period up to 2031.

Figure 9: Potential impact of 3G pitches on grass pitches in DLSA in 2031 with current temporal demand

| Number of 3G pitches provided in Didcot LSA | 3 x 3G pitches | 2 x 3G pitches | 1 x 3G pitch |
|---|--|----------------|--------------|
| Format of game | Number of grass pitches required in addition to 3G | | |
| Mini 5 v 5 and 7 v 7 | 0 | 0 | 8 |
| Youth 9 v 9 | 0 | 0 | 3 |
| Youth 11 v 11 | 0 | 0 | 8 |
| Adult | 0 | 0 | 12 |

- 2.106 However if the pattern of matches changes, for example all 9v9 was played at the same time, then this will have an impact on the amount of use of the 3G pitches.
- 2.107 More detailed attention is given to the grass pitch needs in the football grass pitch section of this report.

The following summarises the AGP needs across the district for football.

Central

- 2.108 The distribution of the available 3G football turf pitches suggests that there is a clear need in the central area of the authority in particular. In this area the FA have had initial discussions with Icknield Community College in Watlington about the potential development of a full size 3G pitch. These discussions have not progressed in the past 12 months.
- 2.109 Within this sub area, there is the poor quality AGP at Berinsfield. This pitch currently has limited use and is not a priority for investment by the national governing bodies or the district council. Alternative uses of the site could therefore be considered.
- 2.110 Additional 3G football turf pitch provision should be considered for the Goring area because this town is too far away from any current or planned 3G pitches. Even the possible Sonning Common training pitch is around 16 minutes' drive time, but there are no other 3G sites within 20 minutes, and any new provision in Henley would be more than 20 minutes' drive time away. The size of any new pitch in Goring would need to be determined following a feasibility study, but if financially sustainable, a large size 3G football turf match pitch should be considered as this is the most flexible, and would also help reduce some of the match pitch pressures in this area.

- 2.111 The club returns have also highlighted the Wallingford/Crowmarsh/Benson/Berinsfield area as requiring additional training provision. There are no currently planned 3G pitches in the area but the two sand based pitches within Wallingford Sports Park and at Wallingford School are used extensively for football training. Depending upon the future housing growth in this area, the opportunity to develop a large size 3G football turf pitch should be considered.
- 2.112 However should a rugby specification WR22 pitch be developed at Wallingford Sports Park, it could also be designed for football and meet the FA register requirements. Its real availability for football use as well as rugby training would need to be determined as part of any feasibility study, as it is likely that the two sports may largely require access at the same times, for both training and matches.
- 2.113 Given the uncertainties about the potential of a shared football/rugby pitch at Wallingford Sports Park, the option of developing a 3G football turf pitch in the Watlington area should be explored.

Didcot Leisure Sub Area (Vale and South Oxfordshire)

- 2.114 The forecast growth based on the adopted Core Strategy housing numbers in football across both the Vale of White Horse and South Oxfordshire parts of the Didcot LSA suggests that there is a minimum requirement for 2 full size AGPs which meet the technical specifications of the FA register and are fully available to the community. However three full size 3G pitches would enable more matches to be played on a surface, and would largely meet the needs of mini soccer and the 9v9 level of the game. Grass pitch space would still be required for matches, particularly for the older youth groups and seniors.
- 2.115 The emerging proposals for full size 3G pitches are:
- **Valley Park**
A full size 3G pitch which meets the FA register requirements and provided with changing and ancillary facilities is proposed as part of the S106 (legal agreement). There will also be 2 senior and 2 youth grass pitches on site. The timescales are to be confirmed, and will be detailed in the S106 agreement. The site is expected to be fenced. This AGP is in part mitigation for fewer grass pitches on site.
 - Strategy recommendation – FA to be involved with the next stages of planning for the site: technical specifications for the pitches (grass and AGP) and ancillary facilities, programmes of use and operational options, including discussions with local clubs which may be interested in being involved in the management.
 - **Didcot North East proposed leisure centre**
Initially a single 3G full size pitch to be provided, with an area set aside to develop a second adjacent 3G pitch, should this be required in the future. The area must

have sufficient car parking and ancillary facilities to enable the site to be used as a mini soccer centre.

North East

2.116 In the north east area of the district, there are four potential 3G pitch proposals:

- the extension of the existing Meadow View Park 3G training pitch in Thame to full size.
- the conversion of the stadium pitch at Meadow View Park in Thame to a 3G match pitch.
- a new large size pitch adjacent to Oxford Road in Thame as part of the Lord Williams's Upper School relocation.
- a training pitch in Chinnor.

2.117 The FA's priority is to further develop the AGP provision at Meadow Park. The most appropriate option for the site however should be confirmed through a feasibility study.

2.118 The proposal for the Lord Williams's lower school relocation include the potential provision of a 3G pitch on Oxford Road. If developed, this should meet the FA technical specifications for a register pitch. Based on the assessments using the current housing numbers, it seems possible that there may be insufficient demand from football to keep 2 x 3G pitches (one at Thame Football Partnership) and one at Oxford Road, plus the sand pitch adjacent to the leisure centre, all viable. However this picture could change with revised housing numbers. The strategy recommendation is therefore to welcome the proposals, although with caution and subject to further feasibility assessment once the revised housing numbers are known.

North West

2.119 There is currently no 3G pitch provision in the north west sub area, but there is reasonably good access to both sand based and 3G pitches in both Abingdon and Oxford. The amount of future demand in this area will be determined by the future housing growth, but no specific strategy recommendations are required.

2.120 The small size sand based pitches at the Wheatley Campus of Oxford Brookes University are potentially going to be lost due to development. The pitches have been and are used by the community for football training. Any loss of facility should therefore be mitigated either on or off site, meeting the tests set out in para 74 of the NPPF.

South East

- 2.121 This sub area does not have any large size 3G pitches of football turf match specification although it does have the small size 3G pitches at Henley Rugby Club and Henley YMCA which are used for some training.
- 2.122 There is an early stage proposal to convert the stadium pitch at Mill Lane used by Henley Town FC to a 3G football turf match pitch. This would have community use, but at present the funding is not secured. Should the FIFA testing specifications change, this may however restrict the amount of use of such stadia pitches, impacting upon the ability of such sites to meet local community need and also their viability. A detailed feasibility study is required to assess the viability of the scheme and the extent to which it will meet local community needs.
- 2.123 Another large size 3G football turf match pitch has also been discussed for Jubilee Park, to be sited adjacent to the hockey pitch. However the options for the whole of the Jubilee site need to be considered together because of the need to relocate the changing and car parking from the current site. The resolution of the future of the Jubilee Park site to ensure the long term success and viability of both football and hockey use is the highest priority for the strategy in this area of the district.
- 2.124 A further proposal for 3G space is emerging at Sonning Common, potentially via the Neighbourhood Planning process. This would be a training pitch, so not large enough for matches except for some mini games. However this would help to reduce the pressures experienced on the grass pitches at Rotherfield United, Bishopswood, so the strategy should support this proposal.

Investment priorities for football

- 2.125 In order to respond to both the current situation facing football in relation to access to 3G pitches across the authority and the anticipated growth around Didcot, the following are the priorities for the future:
- Confirm and ensure delivery of the proposed full size 3G pitch at Valley Park (in the Vale of White Horse district).
 - Confirm and ensure delivery of 1 x full size 3G pitch at the proposed leisure centre in Didcot North East, with space set aside for an adjacent second full size pitch, to be developed in the future.
 - Explore the feasibility of developing a full size pitch at Wallingford Sports Park which meets both the rugby WR22 specification and that of the FA register, and confirm the anticipated usage by football. If viable, confirm funding and delivery.
 - Develop 1 x 3G pitch at Goring, size to be confirmed as part of a feasibility study.
 - Develop additional 3G pitch provision at Meadow Park in Thame, with the options being explored as part of a feasibility study.
 - Support the proposed development of a full size 3G pitch at Oxford Road in Thame as part mitigation for the loss of playing fields at Lord Williams's School Lower Site. The need for this facility to be confirmed following the completion of the Local Plan, once the housing proposals within the catchment area have been confirmed.

- Protect the sports use of Jubilee Park in Henley and resolve the proposed loss of the changing and car parking to development.
- Support the proposed development of a training size 3G pitch at Sonning Common.
- Explore the viability and deliverability of a full size 3G pitch in the Watlington area to support Watlington Town and Chalgrove Cavaliers as well as providing a central County Football Association training site.

Rugby

Future demand – TGR modelling

- 2.126 The basis for modelling the future demand for rugby was agreed with the RFU and is 0.21% per annum growth in participation for each age group up to 2031 across whole authority.
- 2.127 The findings from the modelling are given in Appendix 4 and in summary are:
- Overall across the authority the total number of teams is expected to remain stable up to 2031 based on the adopted Core Strategy housing numbers.
 - There is effectively no change across the clubs and teams in any of the sub-areas other than the Didcot LSA.
 - In the Didcot LSA there is expected to be a doubling in the number of teams across all of the age groups. The TGR modelling for the junior boys is however likely to be significantly under-representing this age group because of the low starting point.

Technical requirements

- 2.128 The technical requirements for rugby turf AGPs are set out in para 2.10 onwards. There are currently no WRR22 register pitches in the district which can be used for matches, though the AGP at Henley RFC meets the specification other than for dimensions.

Quality and capacity of existing sites to meet future demand

- 2.129 Good quality natural turf remains the surface of choice for rugby for both matches and training for rugby. The RFU have confirmed that although generally AGPs with surfaces suitable for rugby are not a high priority for the district at the current time the feasibility of developing a WR22 pitch at Wallingford Sports Park should be actively explored, and if viable should be supported. A pitch at this site would support the further growth of Wallingford RFC, including helping to meet the needs of the Didcot area as it grows. A pitch here would also reduce the pressures on the other grass pitches at the Sports Park, which have drainage issues.
- 2.130 A training size WR22 surface AGP should also be explored at Chinnor RFC in Thame, both to relieve pressures on the grass pitches generally, and in part as mitigation for

the proposed loss of the Lord Williams's Lower School playing fields which are used by the club for minis.



Investment priorities for rugby

2.131 The RFU's priorities in relation to AGPs are:

- the development of a full size WR22 pitch at Wallingford Sports Park which may also meet the FA register technical requirements.
- the development of a training size WR22 pitch at Chinnor RFC in Thame.

SECTION 3: GRASS PLAYING PITCHES

- 3.1 The assessment in this section of the report considers the sports of football, cricket and rugby union on sites used by the community, each within separate sections. The needs of community hockey are specifically addressed in the artificial grass pitch section of the report above, as community hockey is now solely played on artificial surfaces.
- 3.2 There are no other community pitch sports in South Oxfordshire which require specific consideration, although lacrosse is a popular sport at the independent schools.
- 3.3 A combined sites list is provided at the end of the report which brings together the assessment for each site.

SECTION 4: FOOTBALL

Current situation

- 4.1 Football is a significant pitch based sport in South Oxfordshire district, with 273 community teams (almost all male) across the age groups, including 8 teams arising from the central sub-area but playing outside of the authority. All of the game, other than a limited number of mini soccer games and small sided games, is on grass pitches for matches. Some of the teams also train on their home sites.
- 4.2 It should be noted that this assessment refers only to community football, and does not address football at schools, either curricular or extracurricular.
- 4.3 The Football Association's priorities are driven by their National Game Plan of 2011-2015 supplemented by the National Facilities Strategy. The FA national priorities for 2015 – 2019, with a focus on FA Charter Standard Clubs and Charter Standard Leagues are:
- Participation – “More players playing football more often” with a particular emphasis on boosting female participation.
 - Retain and support the existing teams
 - Increase the number of over 16s playing every week by offering a variety of formats
 - Have innovative programmes and grants to provide a range of playing field opportunities in education, clubs, leagues and other community settings.
 - Better training and playing facilities – “£48m of FA investment in new and improved facilities” through the Football Foundation
 - Create 100 new football turf pitches and improve 2,000 grass pitches
 - Invest in and roll out a new sustainable model for grassroots football in 30 cities through football hubs owned and operated by local communities.
 - Ensure half of mini-soccer and youth matches are played on high quality AGPs
 - Player development – “Better quality players being developed and entering the talent pathways”
 - Coach education, more and better coaches
 - Football workforce – “Recruiting and developing volunteers and paid staff who service the game”. Improved technology to run the game more efficiently.

4.4 The National Game Plan has a target of 100 new football turf artificial grass pitches across England and an aspiration for half of mini and youth matches to be played on high quality AGPs.

4.5 The National Facilities Strategy vision for facilities can be summarised as:

Building: new facilities and pitches in key locations to FA standards in order to sustain existing participation and support new participation.

Protecting: ensuring that playing pitches and facilities are protected for the benefit of current and future participants.

Enhancing: investing in existing facilities and pitches, ensuring that participation in the game is sustained as well as expanded.

4.6 The FA Charter Standard Club Programme was established to provide recognition that clubs are well run and sustainable, with child protection and safety paramount. It also recognises a club's commitment to coaching, player and coach development and the raising of standards of behaviour in the game. The FA Charter Standard Club Programme has three levels:

- FA Charter Standard Club (Youth, Adult)
- FA Charter Standard Development Club (Youth, Youth and Adult)
- FA Charter Standard Community Club.

4.7 The Charter Standard Clubs are expected to have at least one team in a league and have a school-club link. The Charter Standard Development Clubs may either be youth and adult or only provide for youth. These are expected to have at least 5 teams and a club development plan. The Charter Standard Community Clubs are expected to have at least 10 teams in an area such as South Oxfordshire and to run teams in each age category. They are also expected to have a detailed club development plan.

4.8 The Charter Standard and above clubs in the district in 2013/14 are given in Figure 10:

Figure 10: Charter standard football clubs 2013/14

| Club Name | Charter Status 2013/14 |
|--------------------------------|------------------------|
| AFC Henley | Community* |
| Benson United | Charter |
| Chalgrove Cavaliers | Development |
| Chinnor | Community |
| Chinnor Ladies and Girls | Community |
| Chinnor Youth | Community |
| Crowmarsh Youth Boys and Girls | Development |
| Didcot Casuals Youth | Charter |
| Didcot Town | Development |
| Dorchester | Charter |
| Goring Robins | Charter |
| Goring United | Charter |
| Hagbourne United | Charter |
| Henley Town | Community* |
| Henley YMCA | Community* |
| Kennington Athletic | Charter |
| Rotherfield United | Development |
| Shiplake | Charter |
| Thame Boys | Community ¹ |
| Thame United | Community ¹ |
| Thame Youth | Community ¹ |
| Wallingford Town | Charter |
| Watlington Town | Charter |
| Wheatley Youth | Charter |
| Woodcote/Stoke Row | Charter |

* Clubs forming part of the Henley Football Partnership, each being Charter Standard.

¹ Clubs forming part of Thame Football Partnership, each being Charter Standard

Pitch sizes and age groups

4.9 In 2012 the Football Association (FA) developed a new set of recommended pitch sizes, pitch markings and goal post sizes for different age groups, and these were set out in The FA Guide to Pitch and Goalpost Dimensions (2012). The FA has since been working with leagues and pitch providers to try to ensure that all matches are now played on the recommended size pitch. The clubs responding to the survey have confirmed that in almost all cases clubs are now playing on pitches of the recommended size, and on a small number of sites this has meant overmarking with different pitch sizes.

4.10 The pitch dimensions, taken from the FA Guide are given in Figure 11.

Figure 11: FA recommended pitch sizes

| Type | Type | Recommended size without runoff (metres) | | Recommended size including runoff (meters) | | Area of pitch with runoff (hectares, rounded) |
|---------------------|-------|--|-----|--|-----|---|
| | | L m | W m | L m | W m | |
| Mini Soccer U7/U8 | 5v5 | 37 | 27 | 43 | 33 | 0.14 |
| Mini Soccer U9/U10 | 7v7 | 55 | 37 | 61 | 43 | 0.26 |
| Youth U11/U12 | 9v9 | 73 | 46 | 79 | 52 | 0.41 |
| Youth U13/U14 | 11v11 | 82 | 50 | 88 | 56 | 0.49 |
| Youth U15/U16 | 11v11 | 91 | 55 | 97 | 61 | 0.59 |
| Youth U17/U18 | 11v11 | 100 | 64 | 106 | 70 | 0.74 |
| Over 18 (adult age) | 11v11 | 100 | 64 | 106 | 70 | 0.74 |

Participation in football

- 4.11 Nationally around 3.08 million people aged 14+ years take part in football at least once a month. The rate of participation nationally has declined slightly from the Sport England survey in 2012-13. Around 92% of participants are male, and about 35% are aged under 24 years, with only about 1% of players aged over 45 years. There has been a slight decrease in the number of people playing football of any type since 2007, from 7.58% of adults over 16 years playing once a month, to 6.39%.
- 4.12 During the 2014/15 season there were 265 community teams playing football on grass in the district, plus a further 8 teams arising from the district but playing elsewhere. These exported teams have been included in the team numbers below (Figure 12).
- 4.13 Where a team is identified as a mixed team at the youth ages, then 75% of the team is assumed to be male and 25% female, and added to the relevant team count. This has given the half team count in Figure 12. These team numbers are used as the baseline for the modelling. A full list of football clubs and teams is provided in Appendix 1.
- 4.14 There was one team from South Oxfordshire playing within the Vale, which has been excluded from the modelling as their needs have already been addressed with the Vale of White Horse Playing Pitch Strategy.
- 4.15 The team numbers playing in 2014/15 have been extensively checked using a variety of sources, and have been confirmed with the FA at the county level.

Figure 12: Football teams 2014-15 season

| | Age | Team age group | Total number of teams of age/sex (+ number of team equivalents from mixed teams) | Number of teams by sub area | | | | |
|------------------------------|-----------|----------------|--|-----------------------------|------------------------------------|------------|------------|------------|
| | | | | Central | Didcot Leisure Sub Area (South Ox) | North East | North West | South East |
| Mini-soccer 6-7 yrs - mixed | 6 -7 yrs | u7 & u8 | 31 | 15 | 6 | 6 | 3 | 1 |
| Mini-soccer 8-9 yrs - mixed | 8 -9 yrs | u9 & u10 | 40 | 16 | 4 | 6 | 3 | 11 |
| Youth football 9 v 9 - boys | 10-11yrs | u11 & u12 | 30 + 9 | 6 +6 | 5 | 6 +0.75 | 3 | 10 + 2.25 |
| Youth football 9 v 9 - girls | 10-11yrs | u11 & u12 | 5 + 3 | 2 +2 | 1 | 1 + 0.25 | 0 | 1 + 0.75 |
| Youth football 11 v 11 boys | 12-15 yrs | u13 to u16 | 48 + 7.5 | 9 +7.5 | 7 | 16 | 6 | 10 |
| Youth football 11 v 11 girls | 12-15 yrs | u13 to u16 | 6 + 2.5 | 2 + 2.5 | 3 | 1 | 0 | 0 |
| Men's football | 16-45yrs | u17+ | 87 | 32 | 10 | 21 | 10 | 14 |
| Women's football | 16-45yrs | u17+ | 4 | 1 | 1 | 2 | 0 | 0 |
| TOTAL | | | 273 | | | | | |

Note: Mixed teams are assumed to have 75% male and 25% female players.

Rates of participation across the district

- 4.16 Using the team information above and the population information provided by the district council for 2014, it is possible to compare rates of participation in football across different parts of the district. Figure 13 below provides the rate of participation as the number of teams per 1000 of the relevant age group, the Team Generation Rate (TGR).

Figure 13: Team generation rates by sub area

| | Ages | Team age group | Rates of participation - number of teams per 1000 of each age group | | | | | |
|------------------------------|-----------|----------------|---|------------|------------|------------|----------------|-----------------|
| | | | Central | North East | North West | South East | DLSA S Ox part | Whole authority |
| Mini-soccer 6-7 yrs - mixed | 6 -7 yrs | u7 & u8 | 13.69 | 11.05 | 11.81 | 1.49 | 7.05 | 9.07 |
| Mini-soccer 8-9 yrs - mixed | 8 -9 yrs | u9 & u10 | 14.60 | 11.05 | 11.81 | 16.36 | 4.70 | 11.71 |
| Youth football 9 v 9 - boys | 10-11yrs | u11 & u12 | 23.67 | 25.45 | 22.60 | 34.84 | 13.14 | 23.82 |
| Youth football 9 v 9 - girls | 10-11yrs | u11 & u12 | 7.89 | 4.71 | 0.00 | 4.98 | 2.63 | 4.89 |
| Youth football 11 v 11 boys | 12-15 yrs | u13 to u16 | 16.65 | 29.56 | 21.62 | 14.04 | 9.18 | 16.90 |
| Youth football 11 v 11 girls | 12-15 yrs | u13 to u16 | 4.54 | 1.85 | 0.00 | 0.00 | 3.94 | 2.59 |
| Men's football | 16-45yrs | u17 + | 4.34 | 5.48 | 4.67 | 3.26 | 1.53 | 3.60 |
| Women's football | 16-45yrs | u17 + | 0.14 | 0.52 | 0.00 | 0.00 | 0.15 | 0.17 |

- 4.17 It is notable from Figure 13 that there are significantly different rates of participation between the sub areas of the authority. In particular there appears to be less participation in the South Oxfordshire part of the Didcot Leisure Sub Area.
- 4.18 This could either be due to a fundamental lower participation rate in the town, or may be reflecting the outward migration of players to stronger clubs or better facilities elsewhere.

FA Football Participation Report Season 13/14

- 4.19 This report was produced in March 2014 and identified that 280 teams were arising from the district, with 275 playing within the district (now 273 arising, and 265 playing in the district). The FA 2013/14 records showed 84 adult teams (now 91), 118 youth teams (now 111), and 73 mini teams (now 71).

- 4.20 The FA 13/14 report identified that there had been an overall increase of 11 teams over the previous season (from 2012/13), but the details were; a decrease of 1 adult team (with more women but fewer men playing) and also of 1 youth team, but an increase of 13 mini soccer teams.
- 4.21 The change from 2013/14 to 2014/15 suggests that there had been a slight fall in the number of teams over the 12 months. However the way in which the teams are recorded by the FA and the more detailed checking of individual teams for this report may account for much of the variation. The team numbers identified for this Playing Pitch Strategy are now agreed by the FA as being the most accurate, and a sound basis for analysis.
- 4.22 The FA report of 2013/14 concluded that South Oxfordshire has a relatively high rate of football participation, higher than either the regional or national average rates for every element of the game with the exception of adult women. When compared to the FA's list of benchmark authorities, South Oxfordshire lay at 23rd out of 43.
- 4.23 In terms of club development, the percentage of clubs which were accredited in 2013/14 was approximately in line with the national average, but there were a higher percentage of Community Clubs (3 clubs), and Development Club (4 clubs) than the national average, but a lower percentage of Charter Standard Clubs (11 clubs). The FA has an objective of 80% of youth and mini soccer teams playing within a Charter Standard Club or better by 2015, and for the season 2013/14 this was exceeded in South Oxfordshire, at 88%.
- 4.24 The information provided by those clubs who responded to the club survey suggests that most players in the South Oxfordshire teams live in South Oxfordshire, but that there is also a significant inflow of players from elsewhere, for example Henley Town FC has about a third of members living in South Oxfordshire, but a third also come from Reading and a further third from Wokingham. Similarly in the north of the district, where Wheatley Youth records that about a quarter of their players are from Oxford.
- 4.25 In South Oxfordshire almost all of the mini soccer is played on a Saturday morning. The youth matches (9v9 and 11v11) are rather more evenly spread with the peak time being 58% of the matches on a Sunday morning. The adult game is even more evenly spread across the week, with the peak time of Saturday afternoon having about 46% of the matches. Figure 14 provides a summary of this temporal demand, which is then used in the Playing Pitch Model to assess the balance between supply and demand for pitch space.
- 4.26 The kick off time for 9v9 girls in Oxfordshire Mail Girls Football League and the BC Girls Football League is Saturday mornings. This can cause issues where a site is overmarked and is used by both minis and youth football, as experienced by Didcot Casuals. However elsewhere the girls football on Saturdays and boys on Sundays helps to ensure the demand for pitches is spread across the weekend.

- 4.27 The analysis of supply and demand merges the mini age groups and also those for the youth/junior ages. This approach provides the greatest long term flexibility in the use of playing field space, as the pitches can then be marked out annually to meet the changing needs of the game.

Figure 14: Temporal demand

| | Number teams playing | Peak kick off time | % games being played in the peak time on this pitch size |
|------------------------------|----------------------|--------------------|--|
| Mini-soccer 6-7 yrs - mixed | 71 | Saturday am | 94% |
| Mini-soccer 8-9 yrs - mixed | | | |
| Youth football 9 v 9 - boys | 111 | Sunday am | 58% |
| Youth football 9 v 9 - girls | | | |
| Youth football 11 v 11 boys | | | |
| Youth football 11 v 11 girls | | | |
| Men's football | 91 | Saturday pm | 46% |
| Women's football | | | |

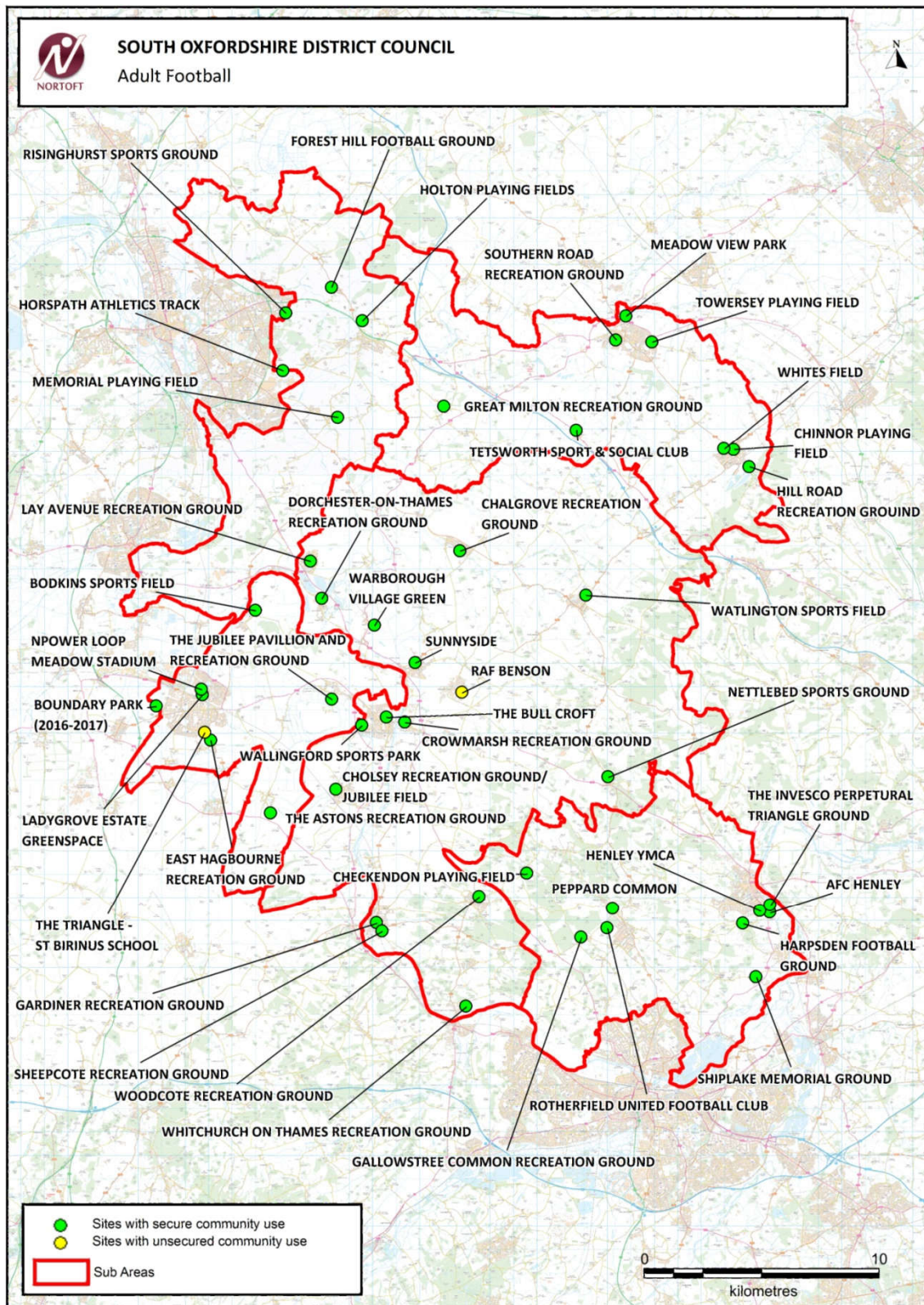
Current provision

- 4.28 During the 2014/15 football season there were pitches of all recommended sizes in the district being used by the community. The table in Figure 15 summarises these, and they are mapped in Figures 16-18. In addition, but excluded from the table and maps are those pitches on school sites which have no community use. These maps suggest that the pitches are well spread geographically.
- 4.29 This table suggests that overall a high proportion of the football pitches in South Oxfordshire are on secure sites.

Figure 15: Pitches used by the community (secured and unsecured) in 2014/15

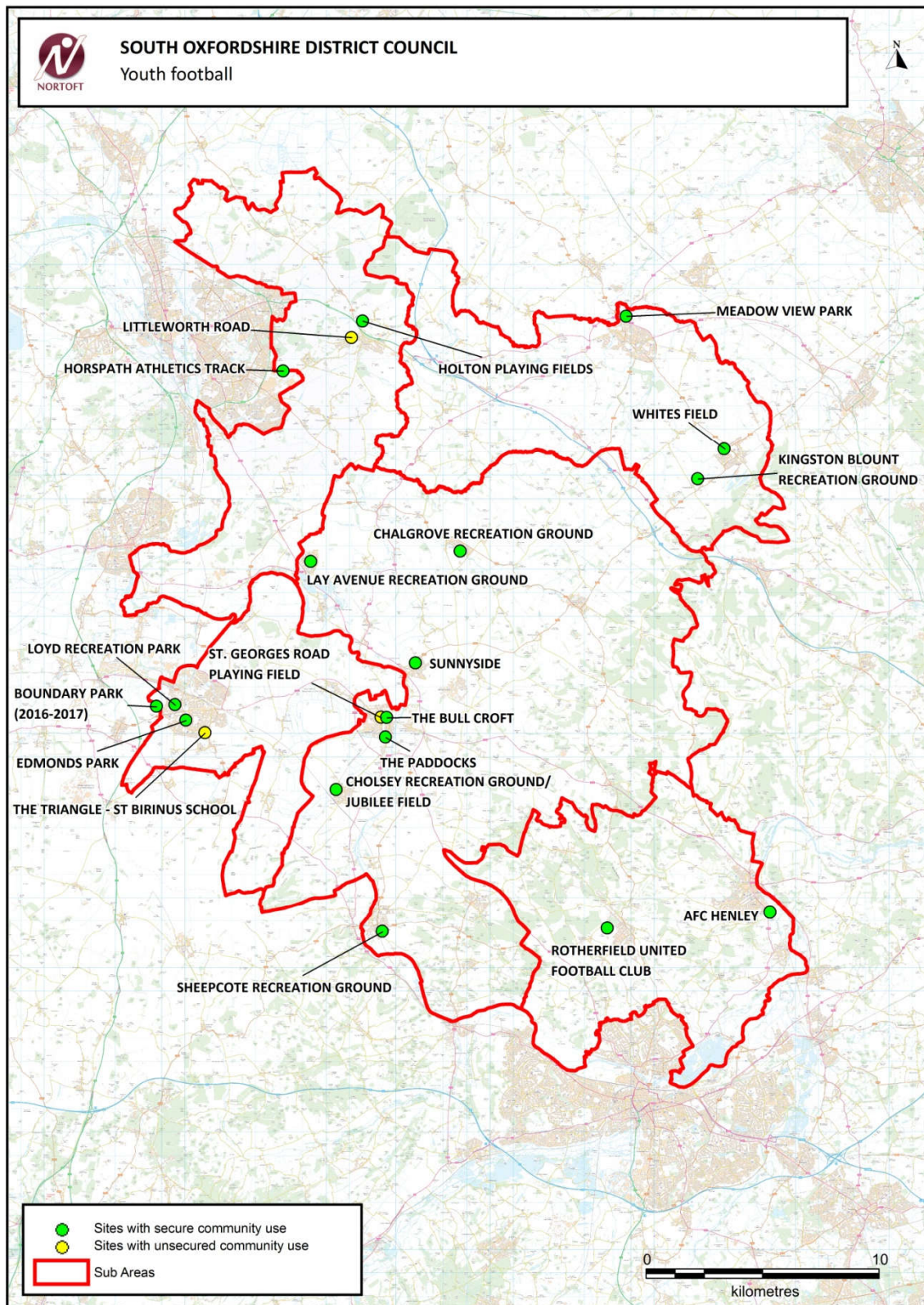
| Type | Type | Recommended size without runoff (metres) | | Area of pitch with runoff (hectares, rounded) | No of pitches used by the community | No of pitches used by the community in secure community use | Size of pitch used in the modelling (hectares) |
|---------------------|-------|--|-----|---|-------------------------------------|---|--|
| | | L m | W m | | | | |
| Mini Soccer U7/U8 | 5v5 | 37 | 27 | 0.14 | 28 | 23 | 0.30 |
| Mini Soccer U9/U10 | 7v7 | 55 | 37 | 0.26 | | | |
| Youth U11/U12 | 9v9 | 73 | 46 | 0.41 | 30 | 27 | 0.50 |
| Youth U13/U14 | 11v11 | 82 | 50 | 0.49 | | | |
| Youth U15/U16 | 11v11 | 91 | 55 | 0.59 | | | |
| Youth U17/U18 | 11v11 | 100 | 64 | 0.74 | 58 | 55 | 0.74 |
| Over 18 (adult age) | 11v11 | 100 | 64 | 0.74 | | | |

Figure 16: Adult pitch sites season 2014-15



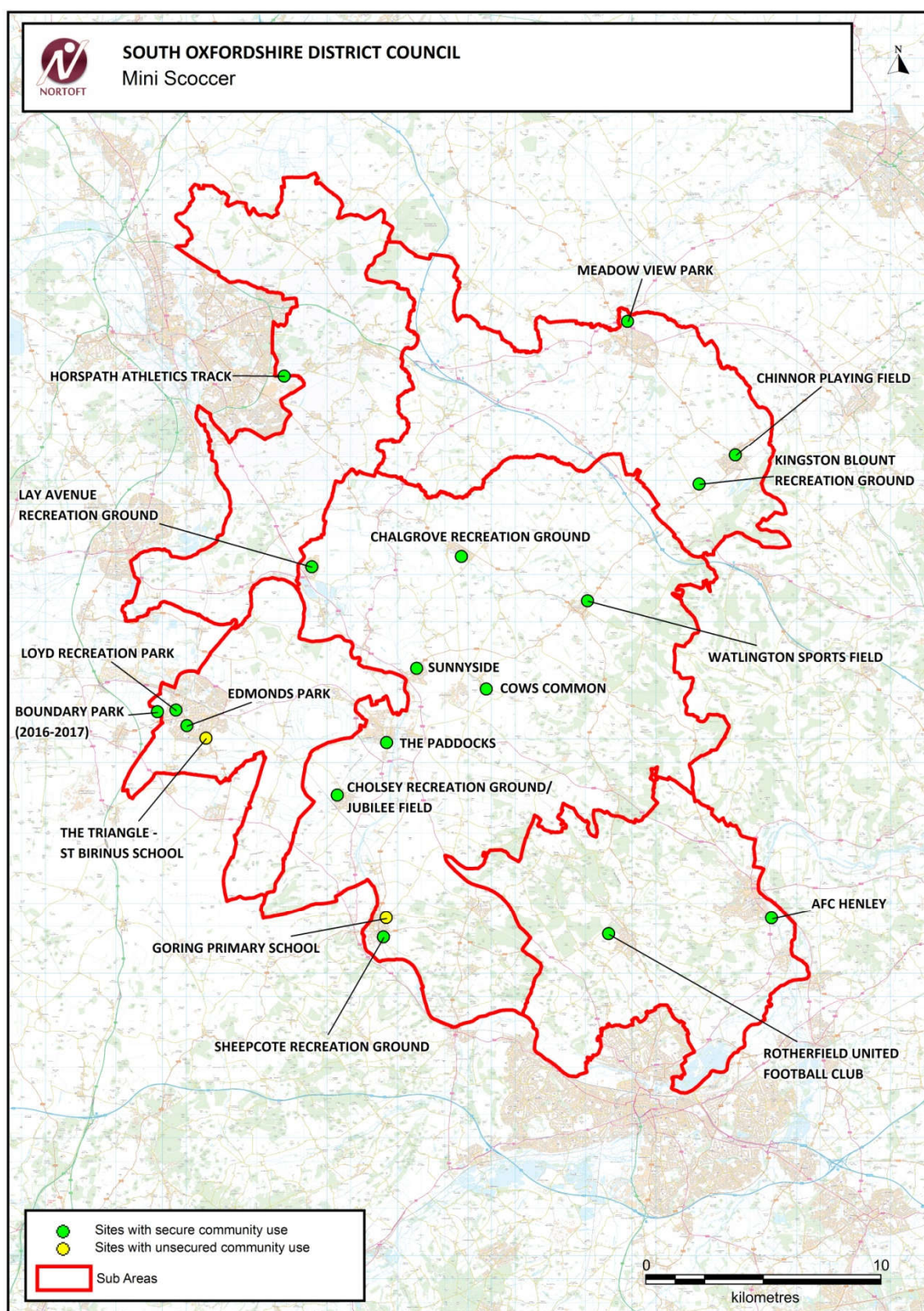
Contains Ordnance Survey data © Crown copyright and database right. 2015.

Figure 17: Youth football pitch sites season 2014-15



Contains Ordnance Survey data © Crown copyright and database right. 2015.

Figure 18: Mini Soccer pitch sites season 2014-15



Contains Ordnance Survey data © Crown copyright and database right. 2015.

4.30 The number of pitches in secure community use by sub area is provided in Figure 19.

Figure 19: Pitches in secure community use by sub area

| Sub Area | Adult | Youth | Mini |
|---|-------|-------|------|
| Central | 21 | 11 | 9 |
| North East | 11 | 6 | 6 |
| North West | 5 | 2 | 0 |
| South East | 11 | 4 | 3 |
| Didcot Leisure Sub Area (South Ox part) | 7 | 5 | 5 |

4.31 The sites in South Oxfordshire which are used by the community for football but which are not in secure community use are given in Figure 20. All are education sites, with two being secondary school sites and three being primary schools.

Figure 20: Football sites not in secure community use

| Site | Pitches used by the community | Sub area |
|--|-------------------------------|---|
| Goring Primary School | Mini Soccer | Central |
| RAF Benson | Adult Football | Central |
| St. Georges Road Playing Field, Wallingford School | Junior Football | Central |
| Wheatley C of E Primary School/John Watson School | Junior Football | North West |
| The Triangle – St Birinus School | Adult and Junior Football. | Didcot Leisure Sub Area (South Ox part) |

Stadia sites

4.32 Unless the stadia sites in the district are made available for community use they are not specifically covered in this assessment. However because they are important for the game at the higher levels of the player pathway the full list of stadia sites are referenced here for completeness.

4.33 The term “stadia” covers a wide range of facility levels, from a relatively simple fenced pitch with toilets but no other spectator provision or floodlights, up to a major stadium, e.g. Oxford United’s Kassam Stadium. The requirements for the football pitch and site depend upon the level at which a club is playing, and this is set out in the FA’s Ground Grading requirements, a summary of which is provided in Appendix 2. The current stadia pitches in South Oxfordshire are given in Figure 21.

Figure 21: Clubs with stadia pitches

| Club | League 2015/16 | National League System Step |
|---|---|-----------------------------|
| Abingdon United | Hellenic League – Premier Division | Step 5 |
| Aylesbury United (Meadow View Park, Thame) | Southern League – Div 1 | Step 4 |
| Chalgrove | Oxfordshire Senior League – Premier Division | Step 7A |
| Didcot Town FC | Southern League – Div 1 | Step 4 |
| Chinnor | Hellenic League - Div One East | Step 6 |
| Garsington | Oxfordshire Senior League – Premier Division | Step 7A |
| Henley Town | Hellenic League - Div One East | Step 6 |
| Horspath | Oxfordshire Senior League – Premier Division | Step 7A |
| Rotherfield | Thames Valley Premier League – Premier Division | Step 7A |
| Thame United | Hellenic League – Premier Division | Step 5 |
| Woodcote Stoke Row | Thames Valley Premier League – Premier Division | Step 7A |

- 4.34 These sites should be retained and it is likely that at least one additional stadia site may be required in the next few years.

Pitch quality

- 4.35 The quality standard for each pitch used by the community has been assessed through a site visit and consultation with the clubs. The estimated carrying capacity for each of the pitches is derived from the agreed quality standard for each pitch and the guidance criteria for pitch carrying capacity, a copy of which is given in Figure 22.

Figure 22: Pitch carrying capacity for football

| Agreed pitch quality rating | Adult football | Youth football | Mini soccer |
|-----------------------------|--|----------------|-------------|
| | Number of match equivalent sessions a week | | |
| Good | 3 | 4 | 6 |
| Standard | 2 | 2 | 4 |
| Poor | 1 | 1 | 2 |

- 4.36 It should be noted that the playing pitch guidance criteria from Sport England does not specifically take into account the impact of weather on the football season, such as snow cover or frozen ground. This will have an impact on both the number of matches which are able to be played on a pitch, and often the length of the season if postponed matches are rescheduled. It is therefore important to retain some spare capacity in the pitch stock generally to enable flexible management of sites and bookings.
- 4.37 Where pitches are in parks or amenity green spaces they tend to suffer more than the closed sites from dog fouling and damage from unauthorised or other uses.
- 4.38 The quality of the changing and ancillary provision on each site has also been assessed using the guidance templates.

Consultation findings

- 4.39 The following comments are a summary of the general comments received in the formal playing pitch strategy process from the clubs and providers. Where issues or comments on quality have been raised about particular sites or locations, these have been incorporated into the site by site table in the report (Figure 55).
- 4.40 Similarly, where issues and sites have been discussed with either the club or provider as part of evidence to support a response by the District Council to a planning application, these have been incorporated in the site by site summary table. Examples of these include in relation to Wallingford, Benson, Shiplake, Sonning and Henley.

Club comments

- 4.41 All of the clubs involved in football in the district were consulted using a web based survey approved by the Football Association based on the Sport England Guidance. As part of the formal strategy process, 56% of teams (153) responded to the web based survey. These returns have however been significantly supplemented by the number of detailed individual consultations with clubs over the past few months in relation to planning applications for new housing developments.

Key generic findings

4.42 The following are some of the generic key findings from the web based club survey returns.

- Number of teams
 - The number of mini teams has increased in most clubs.
 - Overall there has been a slight increase in the number of both male and female youth teams. This finding however hides some of the detail, as although some clubs have seen more players, others have lost teams.
 - The adult game has stayed approximately the same, both for men and women.
- More than 60% of the clubs expect to grow in the next 5 years, and across all of the age groups. The greatest growth is anticipated to be amongst the minis.
- Only 4 of the clubs responding had any waiting lists.
- Most clubs are facing issues which would limit their expansion, the issues in priority order are:
 - Lack of volunteers
 - Lack of coaches, or access to facilities/lack of facilities
 - Recruitment of members, or lack of funding
 - Cost of facilities
- Both a lack of grass pitch provision and a lack of training facilities are highlighted in the responses from some of the clubs, such as Didcot Casuals.
- The majority of the mini players come from a small local area of up to 2 miles, but about a further third travel up to 5 miles. A similar pattern is seen with the youth players although rather more come from the 5 mile radius. The seniors tend to be drawn from a slightly wider area, but with all of them travelling less than 10 miles to their club.
- 12 of the 25 clubs responding to the question have facility development plans.
- 11 out of the 24 clubs responding were not happy with football provision in general within South Oxfordshire. The explanatory comments were as follows, however it is clear that some of these reflect local situations rather than a wider perspective.
 - We are very fortunate to have lots of space for our football pitches. However, the quality of the pitches could be better.
 - We would also like to improve the quality of our football pavilion and improve our floodlit training area.
 - Lack of winter training facilities for the youth section.
 - AFC Henley monopolise pitches in the town.

- Not enough floodlit grass stadia and floodlit AGP facilities for training. Some clubs have very outdated or inadequate facilities in need of renovation/replacement.
 - Could be better considering size of village.
 - Inadequate clubhouse facilities, changing rooms etc.
 - Availability of training facilities.
 - Not enough facilities.
 - Not enough floodlit artificial pitches.
 - Another adult size pitch is needed.
 - More players wanting to join club for the playing surfaces.
- Facilities which are planned as multi-sport areas rather than dedicated to one sport or mutual sports (e.g. rugby winter, cricket summer) means that several clubs such as ours [Didcot Casuals] cannot grow without being split across multiple sites, which brings challenges, especially regarding a club identity/spirit and running club activities. We want to grow the options we can offer to the residents of Didcot and surrounding areas, but cannot do so, due to the lack of space and decent facilities.

National Governing Body comments and strategies

- 4.43 The Football Association (FA) is the national governing body for football in England, and its local associations are the Oxfordshire Football Association and the Berks & Bucks Football Association. The County FA officers have actively supported the consultation with the clubs, and have been involved with the study process.
- 4.44 There is no specific football facility strategy for South Oxfordshire district but this report will inform the FA's own future priorities for investment via their sister body, the Football Foundation.

Modelling the current situation

Market Segmentation and sports development

- 4.45 The Market Segmentation tool from Sport England is summarised in the Background and Context Report. This considers participation in sport by people aged 16 and over, and suggests that 3 of the larger market segments in the district may take part in football, all of which are male. It also suggests that, for adults, there is probably limited potential to significantly increase the rates of football participation in the district, even in the longer term, and even if all of the facilities were brought up to a high quality standard. There will however be an increase in line with the planned housing growth.
- 4.46 This contrasts however with the growth in football amongst young people, particularly for girls. This interest is likely to be reflected in a continuing trend towards more youth and girls teams in the future.

Playing pitch model

- 4.47 In considering the balance between the supply and demand for football pitch space in the district, there are two elements and the assessment is based on the season 2014-15:
- Pitch capacity - the ability of natural grass pitches to provide for matches, training and other activity over a week or over a season. This is most often determined by their quality.
 - Pitch availability at peak times – the number of pitches required for football at the different FA recommended pitch sizes, in order to cater for matches.
- 4.48 The Sport England guidance sets out the required approach towards modelling of grass pitch sports, using Team Generation Rates, the temporal demand for the sport (the number of matches at peak time), and the availability of pitches of the required size. The model also requires consideration of training on grass pitches, where this takes place.
- 4.49 The modelling of the Didcot Leisure Sub Area requires an adapted approach. The town currently lies mainly within South Oxfordshire but a high proportion of the growth in and around the town will be within the Vale of White Horse district. As the TGR rates for the two authorities are different, the Playing Pitch Strategy Steering Group comprising the authorities, Sport England and the National Governing Bodies of sport, agreed that the average TGR rates for each of the age groups and sports should be used in any modelling to guide the future estimate of need.
- 4.50 The consultation with the clubs and pitch providers has not identified informal or casual use of the grass pitches during the winter months as a significant issue on any site.

Pitch capacity across the week

4.51 Each marked out football pitch on each site has been assessed for its total carrying capacity for football across the week, based on the pitch quality and the pitch size (see paragraph 4.35). The take up of this carrying capacity has then been estimated by considering the usage made of each pitch by the community and, where appropriate by the school on school sites. This pitch by pitch assessment is given in Figure 55.

4.52 Figure 23 provides a summary of the *spare capacity in the number of match equivalents* across the pitch sizes and types in the sub areas as at 2015.

Figure 23: Football spare match equivalent capacity by sub area in 2015 (secure community use only)

| Sub Area | Football pitch types and spare capacity by match equivalents | | | | | |
|---------------|--|-----------------------|----------------|-----------------------|--------------|-----------------------|
| | Adult Football | | Youth Football | | Mini Soccer | |
| | Matches only | Overall incl training | Matches only | Overall incl training | Matches only | Overall incl training |
| Central | 24.5 | 9 | 5 | -1 | 19.5 | 5 |
| North East | 10.5 | -1 | -2 | -16 | 18.5 | 13 |
| North West | 4 | 0 | 3.5 | 2 | 0 | 0 |
| South East | 11.5 | 3 | -2 | -13 | 6 | 0 |
| DLSA South Ox | 10 | 2 | -1.5 | -8 | 5 | 0 |

4.53 Figure 24 converts this same information into the number of pitches, and the table considers two aspects:

- The *Match* columns consider only the overall match demand for pitches, and assumes that every team will play at home once in every two weeks, therefore for a “standard” quality grass pitch, 4 teams can be accommodated with 2 of them playing at home every week. It should be noted that match times have not been taken into account in this column, which will impact upon the number of pitches actually required for matches for each pitch size.
- The *Overall including training* column assumes that each team plays at home once every 2 weeks, and that 50% of the teams train on grass pitches once a week, with the other 50% of teams using AGPs for training. This second set of figures is perhaps the most realistic scenario for football in South Oxfordshire. It reflects the current limited access to artificial turf pitch space, and particularly 3G pitches in the district, but also takes into account the number of teams saying in their survey responses that they are training on artificial surfaces of any type or size.

Figure 24: Football spare capacity by pitch and sub area in 2015
(secure community use only)

| Sub Area | Football pitch types and spare capacity – number of pitches (rounded) | | | | | |
|---------------|---|-----------------------|----------------|-----------------------|--------------|-----------------------|
| | Adult Football | | Youth Football | | Mini Soccer | |
| | Matches only | Overall incl training | Matches only | Overall incl training | Matches only | Overall incl training |
| Central | 12 | 4 | 2 | 0 | 19.5 | 1 |
| North East | 5 | 0 | -1 | -8 | 18.5 | 3 |
| North West | 2 | 0 | 2 | 1 | 0 | 0 |
| South East | 6 | 1 | -1 | -7 | 6 | 0 |
| DLSA South Ox | 5 | 1 | -1 | -4 | 5 | 0 |

- 4.54 The table in Figure 24 also shows that there is a lack of youth pitch space or there is only just enough across most of the district, even if *only* the match requirements are taken into consideration. If training is built in, then there is too little pitch space across the whole district with the exception of the north west, where there is only just sufficient.
- 4.55 Adult football appears better off, if only the match demand is taken into consideration. However if the impact of training is included, then only the central area has surplus capacity overall, and there is limited spare capacity in the other sub areas.
- 4.56 The north west area has no mini pitch provision if the Oxford City Council's Horspath Sports Ground is excluded. Conversely mini football has surplus capacity in the north east area, even with the inclusion of training. Elsewhere there is only just sufficient capacity to cater for both matches and training.

Pitch capacity at the site level

- 4.57 Some pitches and some playing field sites are used beyond their capacity, whilst others have surplus, see Figure 55. Usually the overplaying is due to the success of the club, but on occasion it can be because a pitch is poor, for example water logging issues, which means it cannot be used even at 2 matches equivalent per week.
- 4.58 The following playing field sites appear to be used to full capacity, or have been flagged in the club returns as being sites under significant pressure. Considering the match use only of sites, the following appear to be used to their maximum capacity.
- Chalgrove Recreation Ground
 - Jubilee Park, Henley

- Lloyd Recreation Park, Didcot
- Meadow View Park, Thame
- Memorial Playing Field, Garsington
- Rotherfield United, Gallowstree Common
- Sheepcote Recreation Ground, Goring
- The Bullcroft, Wallingford
- Watlington Sports Field
- Whites Field, Chinnor

4.59 If the impact of training is added then the following additional sites are additionally taken beyond their estimated capacity:

- Brightwell-cum-Sotwell Recreation Ground
- Bodkins Sport Field, Long Wittenham
- Dorchester on Thames Recreation Ground
- Edmonds Park, Didcot
- Harpsden Football Ground, Henley
- Hill Road Recreation Ground, Chinnor
- Lawson Road, Henley YMCA
- The Paddocks, Wallingford

4.60 More details about each site and the quality of the pitches and ancillary facilities are provided in the site details table, Figure 55.

Peak time capacity

4.61 Almost all of the clubs responding to the survey and involved in the strategy process have confirmed that they are playing on the FA recommended pitch sizes. The assessment of the current situation is therefore based on these pitch sizes and the current demand in terms of number of teams. The following Figures 25-31 tests the peak time match needs of football both at the whole authority level and at the sub area level.

4.62 This peak time assessment however has very different outcomes than the assessment of pitch capacity across the week considered above, because the matches for the different age groups across the week are spread out across both the days of the week and kick-off times, with about only half of both the adult and youth football matches taking place at any one time.

4.63 For South Oxfordshire, it is therefore the spare capacity in the number of match equivalents across the week (Figure 23) which is the driving consideration for this sport. Alongside Figure 23, Figure 55 shows both the spare capacity of pitches across the week and the peak time capacity at the individual site level. It is these two Figures which should therefore be used to inform local decision making.

Whole authority

- 4.64 Figure 25 provides an overview of the balance in supply and demand for pitches of the different sizes across the authority as a whole. This suggests that overall, there is spare capacity for football, but at peak time there is insufficient space for youth football even though this is well spread over the weekend, whilst both adult pitch provision and mini provision is well above what is actually required for matches alone.

Central sub area

- 4.65 Figure 26 suggests that there are just sufficient youth size pitches for matches at peak time, again even though these are well spread over the weekend. There is just sufficient space for minis at peak time, whilst there is a significant surplus of pitches for adults.

North east sub area

- 4.66 This area has strong football participation. Again there is a slight shortfall of pitch space for juniors at peak time although there is sufficient capacity for both minis and adults, see Figure 27.

North west sub area

- 4.67 This sub area has a smaller population than elsewhere, so the number of teams is less. However the rates of participation in football are similar. There are no mini pitches in this sub area, if the pitches at the Horspath Sports Ground are excluded. This means that the area has a small deficit of both mini and junior pitches at peak time although there is a small surplus of adult size pitches. See Figure 28.

South east sub area

- 4.68 Figure 29 demonstrates that there is too little youth pitch space for matches in the sub area, and that there is just sufficient mini pitch space. However there is a surplus of adult pitches when considering the needs for matches alone.

Didcot Leisure Sub Area South Oxfordshire part

- 4.69 Figure 30 shows that there is sufficient space for all matches in the Didcot Leisure Sub Area, and that there is a small surplus of both adult and mini pitches.

Didcot Leisure Sub Area all Vale of White Horse and South Oxfordshire

- 4.70 Figure 31 shows the 2014-15 supply and demand balance for all of the teams and pitches across the whole of the Didcot Leisure Sub Area, which includes both parts of the Vale of White Horse district and South Oxfordshire District. This shows that in

2015 there was sufficient capacity to meet the football demand for matches, and there is significant spare capacity, particularly of senior size pitches.



Figure 25: Football peak time capacity at 2014-15 whole authority

| | | Number of teams within age group | Minimum number of pitches required if used at maximum capacity (@ 4 senior, 4 youth teams, 6 mini) | Peak time number of pitches required for matches | Number of pitches which are both available and in secure community use | Playing pitch area in secure use (hectares) | Balance in provision in secure community use (number of pitches at peak time) | Playing pitch area required to meet demand at peak time: Mini (u10): 0.3 ha; Junior (u11-u16): 0.5 ha; Senior (16+ yrs): 0.75 ha | Balance in pitch area available in secure use. In hectares: Mini (u10): 0.3 ha; Junior (u11-u16): 0.5 ha; Senior (16+ yrs): 0.75 ha |
|---------------------------|------------|----------------------------------|--|--|--|---|---|--|---|
| | Age Groups | | | | | | 2015 | 2015 | 2015 |
| Mini-soccer 6-7 yrs mixed | 6-7 yrs | 71 | 12 | 11 | 28 | 8.4 | 17 | 3 | 5.1 |
| Mini-soccer 8-9 yrs mixed | 8-9 yrs | | | | | | | | |
| Youth football boys | 10-15yrs | 95 | 28 | 32 | 30 | 15 | -2 | 16 | -1.1 |
| Youth football girls | 10-15yrs | 17 | | | | | | | |
| Men's football | 16-45yrs | 87 | 23 | 21 | 58 | 43.5 | 37 | 16 | 28 |
| Women's football | 16-45yrs | 4 | | | | | | | |
| | | | | TOTAL PITCH AREA Hectares | | 66.9 | | 20.8 | 31.8 |
| | | | | TOTAL PLAYING FIELD AREA (@ 150% OF PITCH | | 100.35 | | 31.2 | 47.7 |

Figure 26: Football peak time capacity at 2014-15 central sub area

| | | Number of teams within age group | Minimum number of pitches required if used at maximum capacity (@ 4 senior, 4 youth teams, 6 mini) | Peak time number of pitches required for matches | Number of pitches which are both available and in secure community use | Playing pitch area in secure use (hectares) | Balance in provision in secure community use (number of pitches at peak time) | Playing pitch area required to meet demand at peak time: Mini (u10): 0.3 ha; Junior (u11-u16): 0.5 ha; Senior (16+ yrs): 0.75 ha | Balance in pitch area available in secure use. In hectares: Mini (u10): 0.3 ha; Junior (u11-u16): 0.5 ha; Senior (16+ yrs): 0.75 ha |
|---------------------------|------------|----------------------------------|--|--|--|---|---|--|---|
| | Age Groups | | | | | | | | |
| Mini-soccer 6-7 yrs mixed | 6-7 yrs | 31 | 5 | 5 | 9 | 2.7 | 4 | 1 | 1.2 |
| Mini-soccer 8-9 yrs mixed | 8-9 yrs | | | | | | | | |
| Youth football boys | 10-15yrs | 29 | 9 | 11 | 11 | 5.5 | 0 | 5 | 0.1 |
| Youth football girls | 10-15yrs | 9 | | | | | | | |
| Men's football | 16-45yrs | 32 | 8 | 8 | 21 | 15.75 | 13 | 6 | 10 |
| Women's football | 16-45yrs | 1 | | | | | | | |
| | | | | TOTAL PITCH AREA Hectares | | 23.95 | | 7.4 | 11.4 |
| | | | | TOTAL PLAYING FIELD AREA (@ 150% OF PITCH | | 35.925 | | 11.1 | 17.2 |

Figure 27: Football peak time capacity at 2014-15 north east sub area

| | | Number of teams within age group | Minimum number of pitches required if used at maximum capacity (@ 4 senior, 4 youth teams, 6 mini) | Peak time number of pitches required for matches | Number of pitches which are both available and in secure community use | Playing pitch area in secure use (hectares) | Balance in provision in secure community use (number of pitches at peak time) | Playing pitch area required to meet demand at peak time: Mini (u10): 0.3 ha; Junior (u11-u16): 0.5 ha; Senior (16+ yrs): 0.75 ha | Balance in pitch area available in secure use. In hectares: Mini (u10): 0.3 ha; Junior (u11-u16): 0.5 ha; Senior (16+ yrs): 0.75 ha |
|---------------------------|------------|----------------------------------|--|--|--|---|---|--|---|
| | Age Groups | | | | | | 2015 | 2015 | 2015 |
| Mini-soccer 6-7 yrs mixed | 6 - 7 yrs | 12 | 2 | 2 | 6 | 1.8 | 4 | 1 | 1.2 |
| Mini-soccer 8-9 yrs mixed | 8 - 9 yrs | | | | | | | | |
| Youth football boys | 10-15yrs | 23 | 6 | 7 | 6 | 3 | -1 | 4 | -0.6 |
| Youth football girls | 10-15yrs | 2 | | | | | | | |
| Men's football | 16-45yrs | 21 | 6 | 5 | 11 | 8.25 | 6 | 4 | 4 |
| Women's football | 16-45yrs | 2 | | | | | | | |
| | | | | TOTAL PITCH AREA Hectares | | 13.05 | | 5.0 | 4.9 |
| | | | | TOTAL PLAYING FIELD AREA (@ 150% OF PITCH | | 19.575 | | 7.4 | 7.3 |

Figure 28: Football peak time capacity at 2014-15 north west sub area

| | | Number of teams within age group | Minimum number of pitches required if used at maximum capacity (@ 4 senior, 4 youth teams, 6 mini) | Peak time number of pitches required for matches | Number of pitches which are both available and in secure community use | Playing pitch area in secure use (hectares) | Balance in provision in secure community use (number of pitches at peak time) | Playing pitch area required to meet demand at peak time: Mini (u10): 0.3 ha; Junior (u11-u16): 0.5 ha; Senior (16+ yrs): 0.75 ha | Balance in pitch area available in secure use. In hectares: Mini (u10): 0.3 ha; Junior (u11-u16): 0.5 ha; Senior (16+ yrs): 0.75 ha |
|---------------------------|------------|----------------------------------|--|--|--|---|---|--|---|
| | Age Groups | | | | | | | | |
| Mini-soccer 6-7 yrs mixed | 6 - 7 yrs | 6 | 1 | 1 | 0 | 0 | -1 | 0 | -0.3 |
| Mini-soccer 8-9 yrs mixed | 8 - 9 yrs | | | | | | | | |
| Youth football boys | 10-15yrs | 9 | 2 | 3 | 2 | 1 | -1 | 1 | -0.3 |
| Youth football girls | 10-15yrs | 0 | | | | | | | |
| Men's football | 16-45yrs | 10 | 3 | 2 | 5 | 3.75 | 3 | 2 | 2 |
| Women's football | 16-45yrs | 0 | | | | | | | |
| | | | | TOTAL PITCH AREA Hectares | | 4.75 | | 2.0 | 1.4 |
| | | | | TOTAL PLAYING FIELD AREA (@ 150% OF PITCH | | 7.125 | | 3.0 | 2.2 |

Figure 29: Football peak time capacity at 2014-15 south east sub area

| | | Number of teams within age group | Minimum number of pitches required if used at maximum capacity (@ 4 senior, 4 youth teams, 6 mini) | Peak time number of pitches required for matches | Number of pitches which are both available and in secure community use | Playing pitch area in secure use (hectares) | Balance in provision in secure community use (number of pitches at peak time) | Playing pitch area required to meet demand at peak time: Mini (u10): 0.3 ha; Junior (u11-u16): 0.5 ha; Senior (16+ yrs): 0.75 ha | Balance in pitch area available in secure use. In hectares: Mini (u10): 0.3 ha; Junior (u11-u16): 0.5 ha; Senior (16+ yrs): 0.75 ha |
|---------------------------|------------|----------------------------------|--|--|--|---|---|--|---|
| | Age Groups | 2015 | 2015 | 2015 | | | 2015 | 2015 | 2015 |
| Mini-soccer 6-7 yrs mixed | 6 -7 yrs | 12 | 2 | 2 | 3 | 0.9 | 1 | 1 | 0.3 |
| Mini-soccer 8-9 yrs mixed | 8 -9 yrs | | | | | | | | |
| Youth football boys | 10-15yrs | 22 | 6 | 7 | 4 | 2 | -3 | 3 | -1.5 |
| Youth football girls | 10-15yrs | 2 | | | | | | | |
| Men's football | 16-45yrs | 14 | 4 | 3 | 11 | 8.25 | 8 | 2 | 6 |
| Women's football | 16-45yrs | 0 | | | | | | | |
| | | | | TOTAL PITCH AREA Hectares | | 11.15 | | 3.7 | 4.7 |
| | | | | TOTAL PLAYING FIELD AREA (@ 150% OF PITCH | | 16.725 | | 5.6 | 7.0 |

Figure 30: Football peak time capacity at 2014-15 DLSA South Oxfordshire part

| | | Number of teams within age group | Minimum number of pitches required if used at maximum capacity (@ 4 senior, 4 youth teams, 6 mini) | Peak time number of pitches required for matches | Number of pitches which are both available and in secure community use | Playing pitch area in secure use (hectares) | Balance in provision in secure community use (number of pitches at peak time) | Playing pitch area required to meet demand at peak time: Mini (u10): 0.3 ha; Junior (u11-u16): 0.5 ha; Senior (16+ yrs): 0.75 ha | Balance in pitch area available in secure use. In hectares: Mini (u10): 0.3 ha; Junior (u11-u16): 0.5 ha; Senior (16+ yrs): 0.75 ha |
|---------------------------|------------|----------------------------------|--|--|--|---|---|--|---|
| | Age Groups | 2015 | 2015 | 2015 | | | 2015 | 2015 | 2015 |
| Mini-soccer 6-7 yrs mixed | 6 -7 yrs | 10 | 2 | 2 | 5 | 1.5 | 3 | 0 | 1.0 |
| Mini-soccer 8-9 yrs mixed | 8 -9 yrs | | | | | | | | |
| Youth football boys | 10-15yrs | 12 | 4 | 5 | 5 | 2.5 | 0 | 2 | 0.2 |
| Youth football girls | 10-15yrs | 4 | | | | | | | |
| Men's football | 16-45yrs | 10 | 3 | 3 | 7 | 5.25 | 4 | 2 | 3 |
| Women's football | 16-45yrs | 1 | | | | | | | |
| | | | | TOTAL PITCH AREA Hectares | | 9.25 | | 2.7 | 4.6 |
| | | | | TOTAL PLAYING FIELD AREA (@ 150% OF PITCH | | 13.875 | | 4.1 | 6.8 |

Figure 31: Football peak time capacity at 2014-15 DLSA Vale & South Oxfordshire

| | | Number of teams within age group | Minimum number of pitches required if used at maximum capacity (@ 4 senior, 4 youth teams, 6 mini) | Peak time number of pitches required for matches | Number of pitches which are both available and in secure community use | Playing pitch area in secure use (hectares) | Balance in provision in secure community use (number of pitches at peak time) | Playing pitch area required to meet demand at peak time: Mini (u10): 0.3 ha; Junior (u11-u16): 0.5 ha; Senior (16+ yrs): 0.75 ha | Balance in pitch area available in secure use. In hectares: Mini (u10): 0.3 ha; Junior (u11-u16): 0.5 ha; Senior (16+ yrs): 0.75 ha |
|-----------------------------|------------|----------------------------------|--|--|--|---|---|--|---|
| | Age Groups | 2015 | 2015 | 2015 | | | 2015 | 2015 | 2015 |
| Mini-soccer 6-7 yrs mixed | 6-7 yrs | 14 | 2 | 2 | 10 | 3 | 8 | 1 | 2.3 |
| Mini-soccer 8-9 yrs mixed | 8-9 yrs | | | | | | | | |
| Youth football boys | 10-15yrs | 18 | 6 | 7 | 9 | 4.5 | 2 | 3 | 1.2 |
| Youth football girls | 10-15yrs | 5 | | | | | | | |
| Men's football | 16-45yrs | 15 | 4 | 4 | 13 | 9.75 | 9 | 3 | 7 |
| Women's football | 16-45yrs | 1 | | | | | | | |
| | | 53 | | | | | | | |
| TOTAL PITCH AREA Hectares | | | | | | 17.3 | | 3.9 | 10.5 |
| TOTAL PLAYING FIELD AREA (@ | | | | | | 25.9 | | 5.9 | 15.8 |

Current team generation rates

4.71 On average across the authority, the following teams are arising from a population of 1000. This information can be used to assess the number of teams likely to arise from new housing developments in the near future.

- Mini football 6-9 years: 0.5 teams
- Youth football 10-15 years: 0.8 teams
- Adult football 16+ years: 0.7 teams

Assessment of Future Needs

4.72 The assessment of the future needs for football grass pitches is based on a combination of:

- Team generation rate modelling results. These forecast growth in the sport, using team generation rates (TGRs), which in turn are based on: the current rates of participation in the sport across the age groups and sexes; the anticipated growth in each sport, again across the different age groups and sexes; and the changes in the population for each area of South Oxfordshire over time.
- the quality and availability of the existing grass pitches for both matches and training.
- the capacity of the existing sites to meet future demand.

Future demand – TGR modelling

4.73 The TGR modelling is the same as used for the artificial pitches, but is repeated here for ease of reference. The basis for modelling the future demand for football was agreed with the FA and is:

- Whole authority:
 - Minis: 2.5% growth per annum up to 2019, and 1.25% thereafter
 - Youth boys: 1% per annum up to 2019, and 0.5% thereafter
 - Youth girls: 0% per annum to 2019, and 0.88% thereafter
 - Men: 0% per annum
 - Women: 0% per annum up to 2019, and 12.5% thereafter
- Didcot Leisure Sub Area (Vale & South Oxfordshire)
 - Minis: 1.25% growth per annum
 - Youth boys: 0.5% per annum
 - Youth girls: 0.88% per annum
 - Men: 0% per annum
 - Women: 12.5% per annum

- 4.74 A different approach has been taken for the Didcot LSA from the rest of the authority because there are currently notably different rates of participation in football between South Oxfordshire and the Vale of White Horse, and the two county associations have different sports development plan objectives and targets. The findings from the modelling are given in Appendix 4.
- 4.75 The key findings from this modelling are:
- Across the authority as a whole, there is expected to be an increase from 273 teams in 2015 to 316 teams by 2031.
 - Most of the team growth is expected to be in mini soccer, youth boys, and the women's game.
 - The area where this growth will be focussed is the Didcot LSA, where the number of teams across both the Vale area and South Oxfordshire is expected to rise from 53 teams in 2015, to 75 teams by 2021, 98 teams by 2026 and 115 teams by 2031. Here there will be growth across all of the age groups and both sexes.
 - Elsewhere across the authority, the aging population balances out the growth in participation, and there is effectively no significant change in the number of teams expected to arise in the period up to 2031.
- 4.76 The focus of investment is therefore to address the known issues across the authority, and to provide for future demand in Didcot.

The quality and capacity of the existing grass pitch sites

Didcot Leisure Sub Area

- 4.77 As identified above, the main area of change expected in the authority is within the Didcot LSA, which needs to be considered as a single area across both the Vale of White Horse and South Oxfordshire. The table in Figure 32 shows that even with the anticipated growth in the population in the adopted Core Strategy, that there is sufficient grass playing pitch space within the Didcot LSA as a whole to cater for all of the **matches** up to 2031. However as the adult and youth matches are spread across the week, the popular pitches will be used to their maximum capacity by hosting 2 matches per week.

Figure 32: Didcot LSA Vale and South Ox balance in supply and demand - matches

| | | Number of teams within age group | | | | Minimum number of pitches required if used at maximum capacity (@ 4 senior, 4 youth teams, 6 mini) | | | | Peak time number of pitches required for matches | | | | Number of pitches which are both available and in secure community use | Playing pitch area in secure use (hectares) | Balance in provision in secure community use (number of pitches at peak time) | | | | Playing pitch area required to meet demand at peak time: Mini (u10): 0.3 ha; Junior (u11-u16): 0.5 ha; Senior (16+ yrs): 0.75 ha | | | | Balance in pitch area available in secure use. In hectares: Mini (u10): 0.3 ha; Junior (u11-u16): 0.5 ha; Senior (16+ yrs): 0.75 ha | | | | | | | | |
|---------------------------|------------|----------------------------------|------|------|------|--|------|------|------|--|------|------|------|--|---|---|------|------|------|--|------|------|------|---|------|------|------|------|------|------|-----|-----|
| | Age Groups | 2015 | 2021 | 2026 | 2031 | 2015 | 2021 | 2026 | 2031 | 2015 | 2021 | 2026 | 2031 | | | 2015 | 2021 | 2026 | 2031 | 2015 | 2021 | 2026 | 2031 | 2015 | 2021 | 2026 | 2031 | | | | | |
| Mini-soccer 6-7 yrs mixed | 6-7 yrs | 14 | 20 | 28 | 33 | 2 | 3 | 5 | 6 | 2 | 3 | 4 | 5 | 10 | 3 | 8 | 7 | 6 | 5 | 1 | 1 | 1 | 2 | 2.3 | 2.0 | 1.7 | 1.4 | | | | | |
| Mini-soccer 8-9 yrs mixed | 8-9 yrs | | | | | | | | | | | | | | | | | | | | | | | | | | | | | | | |
| Youth football boys | 10-15yrs | 18 | 26 | 32 | 37 | 6 | 8 | 10 | 12 | 7 | 10 | 12 | 14 | 9 | 4.5 | 2 | -1 | -3 | -5 | 3 | 5 | 6 | 7 | 1.2 | -0.3 | -1.5 | -2.5 | | | | | |
| Youth football girls | 10-15yrs | 5 | 7 | 9 | 11 | | | | | | | | | | | | | | | | | | | | | | | | | | | |
| Men's football | 16-45yrs | 15 | 19 | 23 | 24 | 4 | 5 | 7 | 8 | 4 | 5 | 7 | 8 | 13 | 9.75 | 9 | 8 | 6 | 5 | 3 | 4 | 5 | 6 | 7 | 6 | 5 | 4 | | | | | |
| Women's football | 16-45yrs | 1 | 3 | 5 | 9 | | | | | | | | | | | | | | | | | | | | | | | | | | | |
| | | 53 | 75 | 98 | 115 | | | | | | | | | TOTAL PITCH AREA Hectares | | 17.3 | | | | | | | | | 3.9 | 5.5 | 7.1 | 14.3 | 10.5 | 7.7 | 5.0 | 3.0 |
| | | | | | | | | | | | | | | TOTAL PLAYING FIELD AREA (@ 150% OF PITCH AREA) Hectares | | 25.9 | | | | | | | | | 5.9 | 8.3 | 10.7 | 21.4 | 15.8 | 11.6 | 7.5 | 4.5 |

Figure 33: All/some training & matches on grass pitches

| Pitch size | Match requirement by 2031 | | Match plus training requirement by 2031 all training on grass | | | | Match plus training requirement by 2031 plus 50% training on grass | | | |
|--|----------------------------------|--------------------------|---|-------------------------------------|--|---|--|-------------------------------------|--|-----------------------------------|
| | No pitches required at peak time | Hectares of pitch space* | No of teams | No of pitches required for training | Hectares of additional pitch space required* | Total hectares of pitch space required* | No of teams | No of pitches required for training | Hectares of additional pitch space required* | Hectares of pitch space required* |
| Mini | 5 | 1.5 | 33 | 17 | 5.1 | 6.6 | 33 | 8.3 | 2.5 | 4.0 |
| Youth (9v9 & 11 v 11) | 14 | 7 | 48 | 24 | 12.0 | 19.0 | 48 | 12 | 6 | 13.0 |
| Senior | 8 | 5.6 | 33 | 17 | 11.9 | 17.5 | 33 | 8.3 | 5.8 | 11.4 |
| Total pitch space required in hectares | | 14.1 | | | 29.0 | 43.1 | | | 14.3 | 28.4 |
| Total playing field area required @ 150% of pitch area in hectares | | 21.2 | | | 43.5 | 64.7 | | | 21.4 | 42.5 |

*0.3 ha for mini, 0.5 ha for youth, 0.7 ha for senior

- 4.78 The assessment of the balance in supply and demand in Figure 32 assumes that all of the training takes place away from the grass pitch sites. In comparison and using the assumption of the FA that each team requires one training session per week, Figure 33 considers the needs for grass pitches in the Didcot LSA under 2 scenarios: all training on grass; 50% of training on grass. The calculations suggest that the amount of grass pitch area needed to cater for the Didcot LSA under the different scenarios is:

| | Amount of grass playing field space needed in 2031 |
|--------------------------------------|--|
| All training on AGPs or elsewhere | 21.2-21.4 ha |
| 50% of training on AGPs or elsewhere | 42.5 ha |
| All training on grass pitches | 64.7 ha |

- 4.79 The impact of providing, or not, appropriate training space for football teams is therefore very significant in terms of the amount of grass pitch space which will be required in the Didcot LSA. The FA only recognise pitches with a 3G surface as being appropriate for football and full size pitches are preferred. However in practice, teams will also use as a second choice, sand based pitches which are primarily a hockey surface, small size pitches such as the one at the UTC in Didcot, or sports hall space.
- 4.80 As explored in the AGP section of this report, the FA would recommend that 2 full size 3G pitches which are FA registered are provided in the Didcot LSA to cater for training alone. This seems an appropriate approach and would also help to reduce the grass pitch requirement for matches.
- 4.81 The amount of grass pitch space which will need to be provided to cater for matches if full size 3G register pitches are provided will largely depend on the league match times for each age group and males / females. With the current pattern of temporal demand (para 4.27) for South Oxfordshire, with the spread of matches for both youth and adult football, there is a possibility that most matches could also be hosted on a 3G full size pitch, if two or more 3G FA register pitches were developed in the Didcot LSA.
- 4.82 As the demand and pattern of matches is expected to change across the Didcot area over the next few years, the balance between matches being played on grass and on the 3G surfaces will need to be kept under review. The confirmation and the timing of the delivery of the two most likely 3G pitches also still needs to be confirmed. These are at Valley Park and the proposed Didcot North East leisure centre.

Future team generation rates

- 4.83 The following numbers of teams (Figure 34) are expected to arise in South Oxfordshire by 2031 for any one development of 1000 people. This information can be used to assess the number of teams likely to arise from the longer term housing proposals, a critical aspect for assessing the amount of pitch provision which will be needed.
- 4.84 There is a difference between the Didcot LSA and elsewhere because the Vale part of the Didcot LSA currently has a lower rate of football participation than South Oxfordshire, bringing down the average across this part of the district.

Figure 34: TGRs for football at 2031

| Format | Age Groups | Team age group | Forecast number of team numbers per 1000 population by 2031 for a new development | |
|------------------------------|------------|----------------|---|-----------------|
| | | | Outside the DLSA | Inside the DLSA |
| Mini-soccer 6-7 yrs - mixed | 6 -7 yrs | u7 & u8 | 0.24 | 0.26 |
| Mini-soccer 8-9 yrs - mixed | 8 -9 yrs | u9 & u10 | 0.31 | 0.20 |
| Youth football 9 v 9 - boys | 10-11yrs | u11 & u12 | 0.29 | 0.22 |
| Youth football 9 v 9 - girls | 10-11yrs | u11 & u12 | 0.06 | 0.05 |
| Youth football 11 v 11 boys | 12-15 yrs | u13 & u16 | 0.41 | 0.30 |
| Youth football 11 v 11 girls | 12-15 yrs | u13 & u16 | 0.06 | 0.10 |
| Men's football | 16-45yrs | u17 + | 0.60 | 0.33 |
| Women's football | 16-45yrs | u17 + | 0.09 | 0.13 |

Meeting the needs of the future

- 4.85 The future playing field provision for football across the district will need to assume that no additional 3G pitches are developed, in order to ensure that sufficient playing field space is made available to the sport. This means that every new major housing scheme should provide either on-site playing field space, or for the smaller schemes, off-site contributions where investment can increase a site's capacity to enable it to cater for more demand. Where off site contributions are appropriate, these should be towards both the costs of the procurement and the construction of both the pitches and ancillary facilities.
- 4.86 Whether or not new 3G AGP space is provided, the priority for new pitch space is for the youth teams. None of the sub areas have sufficient current pitch capacity for youth teams to cater for both matches and training. Where the population and number of teams increase there will be larger deficits of pitch space, potentially across each of the age groups, but the youth provision is likely to be the priority.

- 4.87 Where there are a number of developments in and around a town, a single multi-pitch site which caters for all of the new growth should be considered. Where new sites for football are developed these should be:
- multi-pitch
 - have good quality playing surfaces
 - have good quality changing provision
 - flat and do not easily become waterlogged in the winter
 - be free of informal public use i.e. are fenced
 - easily accessible to the community
 - club centred
 - financially sustainable.
- 4.88 There is one new playing field site already under construction, at Kiln Lakes in Chinnor. This will have adult football pitches and changing. There is also potential new pitch provision adjacent to the Wallingford Sports Park with two adult pitches, but it is not yet known if these will be for football or rugby use.
- 4.89 The existing stadia sites should be retained, and additional stadia sites allowed to come forwards as needed to support the growth of the game.
- 4.90 The only playing field site which is known to be under threat in the short-medium term is that of the Lord Williams's School lower site, due to the school reorganisation.
- 4.91 There are potential longer term losses for football at Henley YMCA due to management issues and the costs of maintaining a single pitch site (adult pitch), and at Harpsden (adult pitch) due to the ending of the lease.
- 4.92 Indirectly, the Jubilee Park site at Henley is under threat because of proposals to develop the existing changing and car parking area for housing. To date, no suitable options have been identified and agreed which will not reduce the area of playing field on the Jubilee Park site, which is already being used at capacity.
- 4.93 In addition there are two school playing field sites which have no current community use but which are proposed for development within the neighbourhood plans. These are:
- Gillotts School, Henley
 - Chiltern Edge School, Sonning Common
- 4.94 Given the pressures on the existing playing fields in Henley and Sonning Common, and difficulties facing the Jubilee Park site, the loss of these potential community facilities is significant. To date there is only one extra site proposed to be developed in the area which has playing field space, at Highlands Farm in Harpsden. This is part of a housing development and the playing field area is proposed to be developed to

primarily cater for minis and juniors. The size of the area is relatively small, approximately one senior football pitch in size.

- 4.95 The Chiltern Edge School at Sonning Common proposal would potentially be linked to a community sports facility, but the details are still to be confirmed. The proposal would need to meet the tests set out in para 74 of the NPPF.
- 4.96 The Gillotts School current proposal in Henley provides potentially some limited benefits for the community, as it is proposed to develop a multi-use games area on part of the remaining site. This would enable community use where there is currently none, but the nature of the surface is still to be determined. The remaining pitch area to be used by the school would be much smaller than at present and is unlikely to have sufficient capacity for community use, although some limited use may be possible if the pitches were substantially improved.
- 4.97 The “made” Henley & Harpsden Neighbourhood Plan states that the renewal of Gillotts school will be supported subject to the provision of alternative sports facilities to those that currently exist. The text supporting this policy and Policy SP11: Gillotts School Field (Site C) explains that exemplary replacement sports facilities are expected, to meet the NPPF criteria, the needs of the children at the school and the community as a whole.
- 4.98 The Lord Williams’s lower school site in Thame has two sets of pitches which are not used by the community for football but are in part for rugby. The Neighbourhood Plan was “made” in July 2013 and includes the Lord William’s Lower School as one of the potential development sites for housing under policy HA5. This requires that:

A design brief must be produced setting out the principles for development. This Brief must be discussed and agreed with Thame Town Council within a reasonable time prior to being submitted as part of any planning application. The development must be implemented in accordance with the principles set out in the Design Brief.

The Design Brief must include the following principles:

.....

Setting out a clear strategy for playing pitches. This may include partial retention on site and additional provision elsewhere.

Priorities for investment for football

- 4.99 The priorities for the Didcot LSA are:
- the investment in the existing grass pitches across the area, including the pitches and ancillary facilities,
 - bringing into use of the proposed grass playing field sites in the Valley Park, Didcot and Didcot North East.
 - securing the proposed 3G pitch provision in Valley Park (1 pitch) and Didcot North East (1 pitch), with a potential for a 2nd full size 3G pitch in the future.

- 4.100 Across the other sub areas of South Oxfordshire the priorities are primarily to retain and improve the existing grass pitch sites, both the pitches themselves and the ancillary facilities. There are some specific site investment needs.
- 4.101 If a WR22 AGP pitch is proposed for Wallingford Sports Park, the amount of potential availability for football use, both matches and training should be explored as part of the feasibility work. The outcome of the feasibility assessment to then inform the priorities for investment in the Wallingford area.

SECTION 5: CRICKET

Current situation

- 5.1 Cricket is a strong pitch based sport in South Oxfordshire with 32 clubs having 162 community teams, including the Henley club which plays just over the district boundary at Remenham, and the Oxford Cricket Club which plays just over the boundary at Horspath, Oxford. The majority of the game is male, but there were 8 girls teams and 4 ladies teams playing in summer 2015. Some of the junior teams are also mixed, with most of the players being boys.
- 5.2 Many of the cricket clubs run more than one team, but there are also some smaller clubs with only one adult team and no juniors: Britwell-Salome, Chalgrove, Greys Green, Half Moon, Nettlebed, Prestcold, and The Astons.
- 5.3 It should be noted that this study refers only to community cricket.
- 5.4 For the purposes of clarity the following definitions are employed (Figure 35).

Figure 35: Cricket terms and definitions

| Term | Definition |
|--------------|---|
| Ground/pitch | The whole pitch area including the cricket square and outfield |
| Square/table | The fine turf area which is specially mown and managed to give a high quality set of strips (often 6, 9 or 12 strips) |
| Strip | Single strip of natural turf or artificial turf on which the wickets are placed at either end for a single match |
| Wicket | The collective name for the 3 stumps and the bails placed at each end of the strip |
| Site | The ground plus ancillary facilities such as the club house/pavilion, car parking etc |

Cross boundary issues

- 5.5 The information provided by those clubs who responded to the South Oxfordshire club survey and also as part of both the Oxford City Playing Pitch and Outdoor Sports Strategy 2012-2026 and the Wokingham PPG17 Audit Update 2012, suggests that whilst most clubs in the more central parts of the authority area draw most of their members from South Oxfordshire, there is very significant cross boundary movement for those clubs on the boundaries. For example Horspath Cricket Club (Horspath CC) estimate that about 50% of their players come from the district and 50% from Oxford City. Oxford Cricket Board estimate that similarly, 50% of the Oxford Cricket Club (Oxford CC) members come from the City and 50% from South Oxfordshire.

Oxford boundary sites and clubs

- 5.6 The Oxford City Playing Pitch Strategy assumes that all of the teams playing at Oxford CC (16 teams in 2015) arise from the City, together with the small number of cricket teams using Oxford City's Horspath Athletics and Sports Ground, which is actually located within South Oxfordshire. Since both the Oxford Cricket Club grounds and the Horspath Sports Ground are addressed within the Oxford City Playing Pitch Strategy, they should be excluded from the playing pitch assessment and modelling for South Oxfordshire. Key extracts from the 2012 report are provided in the appendices to the Background and Context report. The Horspath Sports Ground is a Fields in Trust protected site.
- 5.7 The most important issue on the Oxford boundary is that associated with the proposed development of the Oxford Cricket Club site, and the relocation of the club to the adjacent site, still just within the Oxford City boundary.
- 5.8 Also identified as an issue in the Oxford Playing Pitch strategy was the relatively poor quality of the second Oxford Cricket Club ground, at the Oxford City Council's Horspath Recreation Ground.
- 5.9 Horspath Cricket Club with its double ground and 11 teams is located close to the Horspath Recreation Ground and also to Oxford Cricket Club. However their site belongs to Horspath Parish Council so is clearly a South Oxfordshire facility. The membership of Horspath CC is estimated by the club to be approximately 50% from the district, and 50% from Oxford City. The import of players to Horspath CC is therefore approximately balanced by the export of players from South Oxfordshire to Oxford Cricket Club. For the purpose of the South Oxfordshire playing pitch study, all of the teams playing at Horspath Cricket Club are therefore counted in the assessment.

Henley boundary

- 5.10 The Henley Cricket Club (Henley CC) has been included, both its site and all of its teams, within the 2012 Wokingham report because the site lies within Wokingham Borough. The Wokingham report however states that the feedback from Henley CC showed that 75% of their members came from outside of Wokingham Borough, the majority of which are likely to come from Henley and its immediate surrounds.
- 5.11 No major issues were identified for Henley CC in the Wokingham 2012 report, but the priorities for the club were identified as being improvement of the square and infrastructure on the site. There did not appear to be any latent demand not met by the club, and although Wokingham as a whole was short of grounds at peak time, this was less of an issue in the North Area of the borough in which Henley CC is situated. Key extracts from the Wokingham report are provided in the appendices to the Background and Context report.

- 5.12 The 2014 non-technical site assessment undertaken to inform the South Oxfordshire PPS concluded that both the site and clubhouse were good quality and that there were no major issues requiring urgent attention.
- 5.13 As Henley CC has already been included within the Wokingham 2012 playing pitch assessment and there does not appear to be any significant changes from that report's findings, it is not necessary to include it within the South Oxfordshire report. Both the site and teams have therefore been excluded from the assessment, although the importance of the facility as a resource for Henley residents is acknowledged.

Didcot Leisure Sub Area

- 5.14 Didcot Cricket Club (Didcot CC) estimates that it has 95% of its players coming from South Oxfordshire although its old site at the Power Station was within the Vale of White Horse. This club and its new site at Boundary Park are therefore included within the South Oxfordshire PPS. Consideration of the role of the club and site will also be given to a wider cross-boundary consideration, as part of the Didcot LSA.
- 5.15 This cross-boundary movement is also illustrated by the combining of the Wallingford and Blewbury cricket teams, to become the Wallingford and Blewbury Cricket Club, playing out of Blewbury. As the site is within Vale of White Horse, this club has been included within that district's PPS, although it again will be included in a wider Didcot LSA assessment which brings together both local authority areas around Didcot.

Abingdon

- 5.16 Abingdon Cricket Club plays in South Oxfordshire at Culham Road, but is close to Abingdon and draws most of its members from the Vale of White Horse. This club has therefore been included within the Vale of White Horse's Playing Pitch Strategy rather than in this assessment.

Summary

- 5.17 The following table (Figure 36) summarises how the clubs and sites have been treated in this study.

Figure 36: Treatment of cricket clubs on the boundaries

| Sub Area | Clubs and sites included/excluded from consultation summary |
|------------------------------|--|
| Central | n/a |
| North East | n/a |
| North West | Excluded: Clubs playing at Horspath Sports Ground Oxford Cricket Club (in Oxford City) Abingdon Vale Cricket Club |
| South East | Excluded: Henley Cricket Club |
| Didcot LSA South Oxfordshire | Included: Didcot Cricket Club Excluded: Wallingford and Blewbury Cricket Club |

- 5.18 Taking into account the treatment of the clubs on the boundaries, as explored above, the revised summary of club and team statistics are Figure 37.

Figure 37: Cricket team statistics for modelling

| | | Peak time |
|--|-----|----------------------------|
| Number of clubs included in assessment | 30 | |
| Total number of teams | 131 | Midweek variable day (39%) |
| Adult men teams | 73 | Saturday (46%) |
| Adult women teams | 1 | Midweek (100%) |
| Boys & mixed teams | 52 | Midweek variable day (71%) |
| Girls teams | 5 | Sunday (80%) |

Participation in cricket

- 5.19 The Sport England Active People Survey research suggests that about 324,400 adults aged 14+ years play cricket at least once a month during the cricket season. The national rate of participation has declined slightly since the 2012-13 Sport England survey. Of those playing cricket regularly, about 93% are male, and 7% are female. About 66% of the adult players are aged 16-34 years, with 29% aged between 35-54 years, and only 5% aged 55 years and over.
- 5.20 Although there has been some decrease in participation nationally amongst men, Oxfordshire Cricket Board have seen a strong recent interest in the women's and girls' game, and also fairly steady participation amongst the men's and boys' games. Nationally a new Women's Super League is launching for 2016. The Cricket Board is

therefore confident that an overall 0.5% per annum growth in participation is realistic for the foreseeable future. The forecast growth in the women's and girls' games as provided by Oxfordshire Cricket Board in September 2015 is:

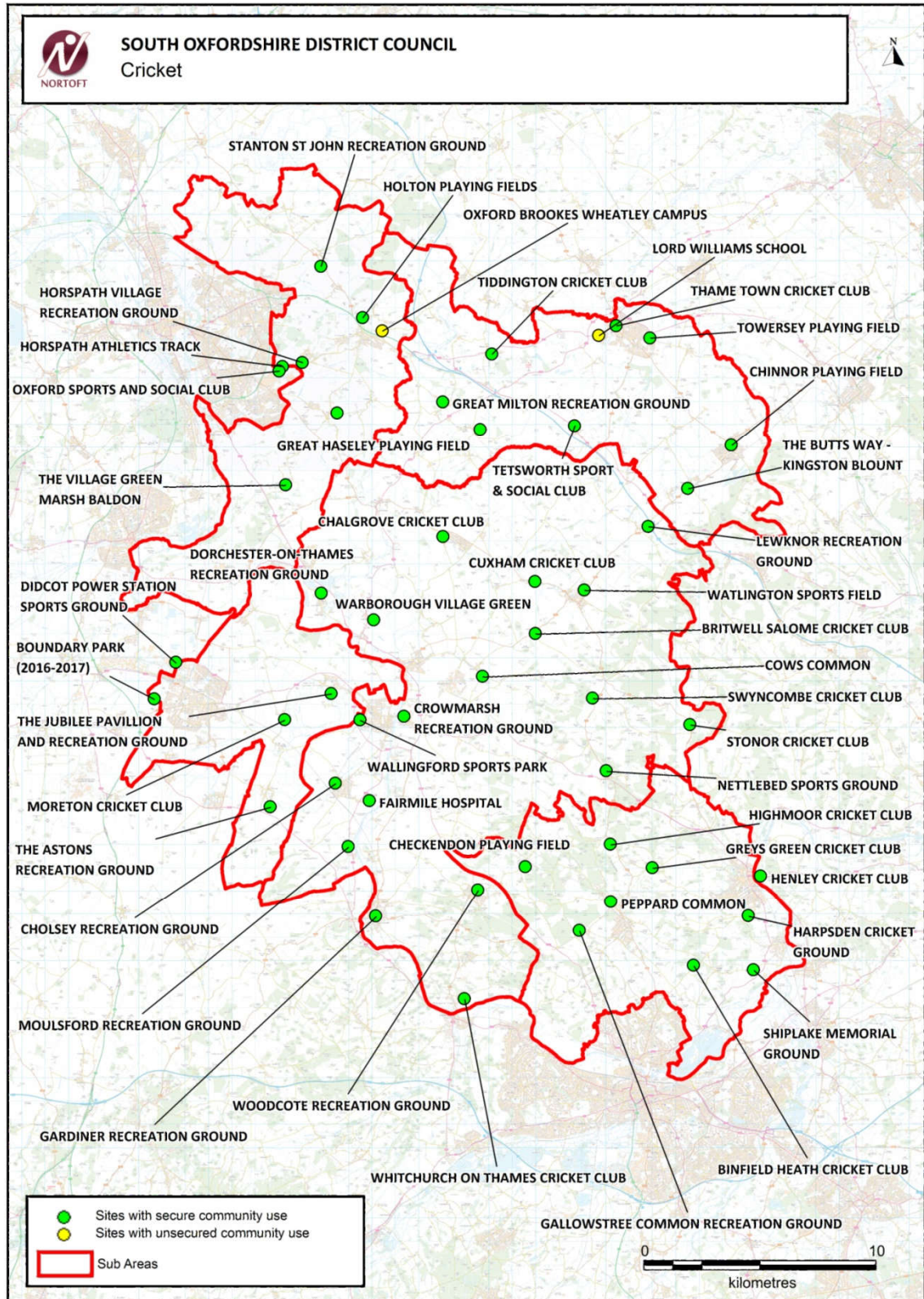
| | Number of women's teams | Number of girls' teams |
|---------------|-------------------------|------------------------|
| 2015 actual | 1 | 5 |
| 2021 forecast | 6 | 7 |
| 2026 forecast | 6 | 9 |
| 2031 forecast | 9 | 13 |

- 5.21 It is expected that this female growth in the game will be at the most active clubs; Thame, Watlington, Aston Rowant, and Tiddington, and also at Moreton. There may also be new female teams arising at Didcot Cricket Club. The growth in the female game is therefore expected to be across the whole of the authority.
- 5.22 Of the 30 clubs, 16 run junior teams as well as adult teams.
- 5.23 Only a proportion of teams play every week, mainly those in the higher leagues either on a Saturday or Sunday.
- 5.24 The cricket teams and clubs are listed in Appendix 3 together with their home grounds and the days that the teams play their matches.
- 5.25 The district does not appear to have a notable "pop up" team demand which has emerged as an issue in more urban authorities, particularly those with a high Asian population. These "pop up" teams tend to be groups of individuals meeting in a parks environment to play a single game. They are not affiliated, do not have any regular matches or play in the same place. Often they will use an area of a park which is not specifically set out or managed for cricket.

Current provision

- 5.26 There are 44 cricket grounds in secure community use in the district included in the assessment. The sites are mapped in Figure 38 together with those on the boundaries which have been excluded as they are covered by other playing pitch strategies or studies in the adjacent authorities, and Didcot Boundary Park. In addition to the secure sites, there are two unsecured sites used for community cricket, the Lord Williams's School Upper Site, in Thame and the Oxford Brookes Wheatley Campus site which is used by two unaffiliated teams.
- 5.27 The quality standard for each pitch has been assessed through a site visit and consultation with the clubs and Oxfordshire Cricket Board (OCB). The estimated carrying capacity for each of the pitches is derived from the agreed quality standard for each site and England Cricket Board guidance criteria for pitch carrying capacity.
- 5.28 The map shows that a wide geographical spread of cricket facilities across the district, with sites located both in or close to the main towns and in the more rural areas.

Figure 38: Cricket pitches in 2015



- 5.29 The number of cricket grounds in secure community use by sub area is provided in Figure 39.

Figure 39: Cricket grounds by sub area

| Sub Area | Number of grounds used by community | Number of grounds used by community and in secure community use |
|--|-------------------------------------|---|
| Central | 19 | 19 |
| North East | 9 | 8 |
| North West (excl Abingdon Vale and Horspath Sports Ground) | 6 | 6 |
| South East (excl Henley) | 7 | 7 |
| Didcot LSA South Oxfordshire (incl Didcot Power Station site) | 4 | 4 |
| | 45 | 44 |

- 5.30 The cricket ground at Holton Playing Fields in Wheatley has secure community use but is too poor quality to be used for community matches, and is therefore unused. Given the intensity of the winter sport use of this site, which is also used by Wheatley Park School, it seems unlikely that this cricket ground will come back into use.

Assessment of current supply/demand

- 5.31 The quality standard for each pitch used by the community has been assessed through a site visit, advice from the OCB, and consultation with the clubs.
- 5.32 For junior cricket the strip length is different from those of the adult games. If the natural turf strips are used for the junior game, it cannot be safely reused for the adult game. Only those clubs with non-turf strips in addition to natural turf are therefore able to cater reasonably easily for junior players in addition to their seniors.

Consultation findings

- 5.33 The following comments are a summary of the general comments received in the formal playing pitch strategy process from the clubs and providers. Where issues or comments on quality have been raised about particular sites or locations, these have been incorporated into the site by site table in the report (Figure 55).
- 5.34 Similarly, where issues and sites have been discussed with either the club or provider as part of evidence to support a response by the District Council to a planning application, these have also been incorporated into the site by site table.

Club comments

- 5.35 All of the clubs involved in cricket in the district were consulted using email and a tailored version of the survey form for cricket clubs contained in the Sport England Guidance. As part of the formal strategy process, 51% of teams responded. The information from these returns has however been significantly enhanced by the number of detailed individual consultations with providers and clubs over the past few months in relation to planning applications for new housing developments.

Key generic findings

- 5.36 The membership trends for the past 3 years see an overall static or slightly declining picture with only one of the club responses noting an increase. Two of the clubs had facility issues impacting upon their ability to retain members or to grow (see Figure 40).

Figure 40: Club membership and expansion issues

| Cricket Team | Membership trends in past 3 years | | | Issues affecting ability to grow |
|--------------|-----------------------------------|---------------------------|---|---|
| | Increase | Decrease | Stayed the same | |
| Aston Rowant | Senior men Junior boys | | | New pavilion needed between the two grounds. Cost of facilities and lack of grant aid funding. |
| Didcot | | Senior men Junior boys | | Lack of coaches Access to facilities or lack of facilities Recruitment of members |
| Horspath | Senior men | | Junior boys | Access to facilities or lack of facilities Cost of facilities Lack of funding |
| Moreton | Junior boys | | Senior men Senior women | Access to facilities or lack of facilities |
| Thame | | | Senior men Senior women Junior boys Junior girls | Cramped home club facilities in very poor condition. Needs new clubhouse. New cost of school pitch hire Lack of funding |
| Tiddington | | | Senior men Senior women Junior boys | Lack of volunteers Access to facilities or lack of facilities Cost of facilities Lack of funding Recruitment of members |

| | | | | |
|-----------------------------|--|------------|---------------------------|--|
| Warborough and Shillingford | | | Senior men Junior boys | Lack of coaches Lack of volunteers Access to facilities or lack of facilities |
| Watlington | | Senior men | Junior boys | Lack of coaches Lack of volunteers Cost of facilities Lack of funding Recruitment of members |

- 5.37 Most players appear to travel up to 10 minutes, with the seniors sometimes travelling more than this, with Moreton, Thame, Tiddington and Warborough and Shillingford all saying that seniors travel up to 20 or even 30 minutes.

National Governing Body comments and strategies

- 5.38 Oxfordshire Cricket Board has been involved with the PPS process, and provided the following specific comments about the clubs.

| Club | OCB comments |
|--------------|---|
| Aston Rowant | A large club with overused first square. They have built a 2 nd ground in the past 2 years. The club plans to develop their main pavilion as it is small and old. This proposal is fully supported by Oxfordshire Cricket Board. |
| Horspath | A large, well run club which has just built a second ground. Need to redevelop their pavilion to serve both grounds. |
| Thame | The club is in desperate need of a new pavilion and this is identified within the Thame Sports Facilities Strategy. |

Modelling

Market Segmentation and sports development

- 5.39 Sport England's Market Segmentation modelling shows that the 'Philip' segment (Comfortable Mid-Life Males) are the most likely group to play cricket in South Oxfordshire, although the 'Tim' segment (Settling Down Males) and 'Ben' (Competitive Male Urbanites) may also be interested.

Playing pitch model

- 5.40 The Sport England guidance sets out the required approach towards modelling of grass pitch sports, using Team Generation Rates, the temporal demand for the sport (the number of matches at peak time), and the availability of pitches of the required

size. This section provides a detailed assessment of cricket as in 2015 using this methodology.

- 5.41 As the district does not appear to have significant level of casual cricket in parks, no specific allowance has been included within the modelling for this.

Ground capacity across the season

- 5.42 In terms of the number of strips required to cater for the demand, the calculation is based on the total number of grass and artificial strips available in the district. The number of grass strips is 376 across all of the sites, or provision for around 1837 matches (assuming an “average quality” of the strips, with a capacity of 4 matches each per season and an artificial strip having a capacity of 60). The total match demand in 2015 if every team recorded (131 teams) was to play every week for a 20 week season is 1340 matches, so the combination of grass and artificial turf strips meets the current needs of cricket when considering the district as a whole.
- 5.43 The apparent imbalance between the strip provision and the demand may in part reflect the management of the larger club sites. On these sites most Ground Keepers will allow playing strips to rest for part of the season in order to prevent overplay. This is most likely to be the four middle strips which are the ones normally reserved for the 1st or 2nd team matches. The outer strips are used more heavily to accommodate junior, corporate or casual play.
- 5.44 However looking at the sub areas in more detail, although there is spare strip capacity in central, north west and the Didcot LSA South Oxfordshire part sub areas, there is a lack of capacity in the north east and south east sub areas.
- 5.45 At the individual site level there appears to be capacity issues at the following clubs. Most of these sites have a number of teams playing on them but do not have access to an artificial strip which would help to increase their playing capacity.

Dorchester on Thames Recreation Ground
Didcot Cricket Club (Power station site)
Cholsey Fairmile Hospital
Gallowstree Common Recreation Ground
Goring Gardiner Recreation Ground
Harpsden Cricket Ground
Horspath Village Recreation Ground
Peppard Common
Thame Town Cricket Club
Chinnor, The Butts Way
Tiddington Cricket Club
Towersley Playing Field
Warborough Village Green
Watlington Sports Field
Whitchurch on Thames Cricket Club

Peak time capacity

- 5.46 The peak time requirement in 2015 is for 34 grounds and there are 44 grounds available across the authority. If considered at the sub area level, every sub area has a theoretical surplus of provision at peak time (see Figures 41 – 46).
- 5.47 These tables are provided to demonstrate the capacity for cricket at the peak time. However, as with football, the critical consideration for South Oxfordshire is not whether there is sufficient peak time capacity, but rather whether there is capacity across the week within each sub-area (see para 5.42 onwards). The cricket matches are spread across the week, so the **peak** match time sees only about 40% of the teams actually playing at any one time. The site by site table in Figure 55 shows both the spare capacity of cricket pitches across the week and the peak time capacity at the individual site level. It is this Figure 55 which should be used to inform local decisions on priorities.

Figure 41: Cricket balance in supply and demand of grounds – whole authority

| Number of teams within age group | | | Peak time | Peak time pitch requirement (total number of grounds) | Number of grounds available and secure AND in use | Balance in the number of cricket grounds available and used compared with demand at peak time | Area of cricket grounds required to meet demand at peak time in hectares (based on 9 strips) @ 1.3 ha | Area currently available to cricket in secure use, hectares @ 1.3 ha per ground | Balance in area available in secure use. In hectares: |
|----------------------------------|----------|----|--------------------------|---|---|---|---|---|---|
| Junior cricket - boys | 7-18yrs | 52 | Sat (43% of men's teams) | 17 | 44 | 27 | 22 | 57 | 35 |
| Junior cricket - girls | 7-18yrs | 5 | | | | | | | |
| Men's cricket | 18-55yrs | 73 | | | | | | | |
| Women's cricket | 18-55yrs | 1 | | | | | | | |
| 131 | | | | | | | | | |

Figure 42: Cricket balance in supply and demand of grounds – central sub area

| Number of teams within age group | | | Peak time | Peak time pitch requirement (total number of grounds) | Number of grounds available and secure AND in use | Balance in the number of cricket grounds available and used compared with demand at peak time | Area of cricket grounds required to meet demand at peak time in hectares (based on 9 strips) @ 1.3 ha | Area currently available to cricket in secure use, hectares @ 1.3 ha per ground | Balance in area available in secure use. In hectares: |
|----------------------------------|----------|----|--------------------------|---|---|---|---|---|---|
| Junior cricket - boys | 7-18yrs | 12 | Sat (43% of men's teams) | 6 | 19 | 13 | 7 | 25 | 17 |
| Junior cricket - girls | 7-18yrs | 2 | | | | | | | |
| Men's cricket | 18-55yrs | 25 | | | | | | | |
| Women's cricket | 18-55yrs | 0 | | | | | | | |
| 39 | | | | | | | | | |

Figure 43: Cricket balance in supply and demand of grounds – north east sub area

| Number of teams within age group | | | Peak time | Peak time pitch requirement (total number of grounds) | Number of grounds available and secure AND in use | Balance in the number of cricket grounds available and used compared with demand at peak time | Area of cricket grounds required to meet demand at peak time in hectares (based on 9 strips) @ 1.3 ha | Area currently available to cricket in secure use, hectares @ 1.3 ha per ground | Balance in area available in secure use. In hectares: |
|----------------------------------|----------|----|--------------------------|---|---|---|---|---|---|
| Junior cricket - boys | 7-18yrs | 18 | Sat (43% of men's teams) | 4 | 8 | 4 | 5 | 10 | 5 |
| Junior cricket - girls | 7-18yrs | 3 | | | | | | | |
| Men's cricket | 18-55yrs | 17 | | | | | | | |
| Women's cricket | 18-55yrs | 0 | | | | | | | |
| 38 | | | | | | | | | |

Note: Holton Playing Fields cricket ground not used for matches due to poor quality, so supply reduced to 7 grounds, giving a surplus of 4.

Figure 44: Cricket balance in supply and demand of grounds – north west sub area

| Number of teams within age group | | | Peak time | Peak time pitch requirement (total number of grounds) | Number of grounds available and secure AND in use | Balance in the number of cricket grounds available and used compared with demand at peak time | Area of cricket grounds required to meet demand at peak time in hectares (based on 9 strips) @ 1.3 ha | Area currently available to cricket in secure use, hectares @ 1.3 ha per ground | Balance in area available in secure use. In hectares: |
|----------------------------------|----------|---|--------------------------|---|---|---|---|---|---|
| Junior cricket - boys | 7-18yrs | 5 | Sat (43% of men's teams) | 1 | 6 | 5 | 2 | 8 | 6 |
| Junior cricket - girls | 7-18yrs | 0 | | | | | | | |
| Men's cricket | 18-55yrs | 6 | | | | | | | |
| Women's cricket | 18-55yrs | 0 | | | | | | | |
| 11 | | | | | | | | | |

Figure 45: Cricket balance in supply and demand of grounds – south east sub area

| Number of teams within age group | | | Peak time | Peak time pitch requirement (total number of grounds) | Number of grounds available and secure AND in use | Balance in the number of cricket grounds available and used compared with demand at peak time | Area of cricket grounds required to meet demand at peak time in hectares (based on 9 strips) @ 1.3 ha | Area currently available to cricket in secure use, hectares @ 1.3 ha per ground | Balance in area available in secure use. In hectares: |
|----------------------------------|----------|----|--------------------------|---|---|---|---|---|---|
| Junior cricket - boys | 7-18yrs | 11 | Sat (43% of men's teams) | 4 | 7 | 3 | 5 | 9 | 4 |
| Junior cricket - girls | 7-18yrs | 0 | | | | | | | |
| Men's cricket | 18-55yrs | 17 | | | | | | | |
| Women's cricket | 18-55yrs | 0 | | | | | | | |
| 28 | | | | | | | | | |

Figure 46: Cricket balance in supply and demand of grounds – DLSA South Ox part

| Number of teams within age group | | | Peak time | Peak time pitch requirement (total number of grounds) | Number of grounds available and secure AND in use | Balance in the number of cricket grounds available and used compared with demand at peak time | Area of cricket grounds required to meet demand at peak time in hectares (based on 9 strips) @ 1.3 ha | Area currently available to cricket in secure use, hectares @ 1.3 ha per ground | Balance in area available in secure use. In hectares: |
|----------------------------------|----------|---|--------------------------|---|---|---|---|---|---|
| Junior cricket - boys | 7-18yrs | 6 | Sat (43% of men's teams) | 2 | 4 | 2 | 2 | 5 | 3 |
| Junior cricket - girls | 7-18yrs | 0 | | | | | | | |
| Men's cricket | 18-55yrs | 8 | | | | | | | |
| Women's cricket | 18-55yrs | 1 | | | | | | | |
| 15 | | | | | | | | | |

Summary of current situation

- 5.48 Although there are plenty of cricket grounds in secure community use at the peak time (Saturdays) the spread of cricket games throughout the week means that many of the existing facilities are under pressure, with some of the current cricket squares possibly being overused, particularly on the larger club sites.
- 5.49 Most of the cricket grounds in South Oxfordshire, as assessed against the Sport England non-technical survey, are “good” or “standard”, with only a small number of sites being assessed as poor. As these assessments were confirmed by those clubs who returned the surveys, this suggests that the modelling outcomes are too extreme, suggesting more sites are being overused than is actually the case. The OCB has also flagged only a small number of sites having capacity issues.
- 5.50 There is however an urgent need to address clubhouse issues at both Thame Cricket Club and Aston Rowant Cricket Club, where the clubhouses are very poor quality.
- 5.51 The theoretical assessment of “overuse” in the model is based on standardised England and Wales Cricket Board advice as to the amount of use each strip should be able to withstand over a year, this is 5 matches for good quality, 4 matches for standard, and 3 matches for poor quality strips.
- 5.52 This imbalance in the modelling may be in part because of the favourable natural environment of South Oxfordshire compared to elsewhere, and also the quality of the grounds maintenance on many of the sites.
- 5.53 Artificial strips are not always welcomed by clubs, but they offer opportunities to significantly increase the capacity of the ground, as each strip can be used for around 60 matches a year. They also make the provision of junior size strips easier, without impacting upon the senior game. At present there are only 3 artificial turf strips across the authority, at Moreton CC, Holton Playing Fields and the Brighwell-cum-Sotwell CC. However the cricket ground at Holton is too poor quality for matches, so is not used by the community, though is used by Wheatley Park School.
- 5.54 Where there is a need to increase the match capacity there are a number of alternative options for each site. The options for each club site will depend upon the views of the club, the realistic options and their costs, and the site’s characteristics including size, slope and constraints. The options are:
- improving the maintenance of the grounds and squares; and/or
 - increasing the area of the square to provide more natural turf strips on a site; and/or
 - by the development of an artificial turf wicket; or
 - by developing a second ground.

- 5.55 The overall authority findings are not significantly skewed by the inclusion/exclusion of the teams and sites on the borders of the authority:
- Included: Didcot Town
 - Excluded: Abingdon Vale, Oxford CC, Horspath Sports Ground and teams playing there, Henley CC.
- 5.56 At the sub area level however, the overall rate of participation in cricket will appear to be slightly lower in the South East because of the exclusion of Henley CC. However the balance in supply/demand is unaffected in this sub area because the cricket club site is also excluded.
- 5.57 There are therefore no PPS implications for the way in which these clubs/teams are treated. However in terms of developers' contributions and CIL allocations, there are currently no mechanisms to enable cross-border investment. This will be particularly important in relation to Henley CC, which may experience increasing demand following housing growth in South Oxfordshire district, but the site is located outside of the district.
- 5.58 Abingdon Vale CC is covered in the Vale of White Horse PPS but as this authority and South Oxfordshire are currently working towards a mechanism which will enable investment on both sides of the boundary, this issue should be addressed in the longer term.
- 5.59 For the Oxford City Council Horspath Sports Ground site, as the City Council owns the ground, it is able to invest in it, despite being located with South Oxfordshire.

Current team generation rates

- 5.60 The current team generation rate is approximately 1 cricket team per 1000 population or the equivalent of 0.5 senior and 0.5 junior team per 1000 population.

Assessment of future needs

5.61 The assessment of the future needs for cricket pitches is based on a combination of:

- Team generation rate modelling results. These forecast growth in the sport, using team generation rates (TGRs), which in turn are based on: the current rates of participation in the sport across the age groups and sexes; the anticipated growth in each sport, again across the different age groups and sexes; and the changes in the population for each area of South Oxfordshire over time.
- the quality and availability of the existing pitches.
- the capacity of the existing sites to meet future demand.

Future demand – TGR modelling

5.62 The TGR modelling uses rates of participation increase as advised by the Oxfordshire Cricket Board. These are a 0.5% increase per annum in the male participation and a 10% increase per annum for the female participation.

5.63 The key findings from this modelling provided in Appendix 4 are:

- Across the authority as a whole, there is expected to be an increase from 131 teams in 2015 to 143 teams by 2031.
- There is expected to be some growth in each of the age groups and across both sexes.
- All of the strategy sub areas, with the exception of the Didcot LSA are expected to retain their current team numbers into the long term.
- The area of growth is the Didcot LSA, where the number of teams across the Vale area and South Oxfordshire is expected to rise from 22 teams in 2015, to 41 teams by 2031.
- The women's team numbers are expected to grow across the authority from 1 team currently to 4 teams by 2031, using the 10% pa growth in participation. These teams are likely to be located at the most successful existing cricket clubs, but their numbers have not been included at the sub-area level assessment.

5.64 The focus of investment is therefore to address the known issues across the authority, and to provide for future demand in Didcot.

The quality and capacity of the existing grass pitch sites

- 5.65 Figure 47 brings together the findings from the assessment above. At this time there is potentially one new cricket pitch proposed to be provided, at Didcot North East in association with the new housing development. A further pitch may be provided as part of the Valley Park development.
- 5.66 Boundary Park in Didcot will be available for use 2016-17, and will be the new home site for Didcot CC.
- 5.67 The table below identifies those sites which are at capacity/under pressure, and the priorities for the future.

Figure 47: Summary by sub area

| Sub Area | Overall |
|------------|---|
| Central | <p>This area has the largest number of teams and currently has 8 cricket grounds.</p> <p>The sites which appear to be under pressure are in: Cholsey, Goring, Watlington and Whitchurch</p> <p>Other grounds across the area appear to have spare capacity.</p> |
| North East | <p>This sub area has a large number of teams and currently has 8 cricket grounds in secure community use plus one non secure site at Lord Williams's Upper School.</p> <p>The sites under most pressure appear to be in Thame, Chinnor and Tiddington. Thame CC is also seeking to develop a new clubhouse, as is Aston Rowant CC at Kingston Blount.</p> <p>Other grounds across the area appear to have spare capacity.</p> |
| North West | <p>This area has the smallest number of teams included in the assessment, but the area also includes Abingdon Vale and the Horspath Sports Ground which have been excluded from the assessment. Immediately on the border is Oxford Cricket Club.</p> <p>The site most under pressure is Horspath CC, which although they have recently developed a second ground are close to capacity. They also have a need for a new clubhouse.</p> <p>The Oxford Brookes Wheatley Campus is used for two unaffiliated cricket teams, but this site is not secure and may be lost to development from 2020 onwards.</p> <p>Other grounds across the area appear to have spare capacity.</p> |

| | |
|----------------------------|---|
| South East | <p>This area has a high number of teams even excluding Henley CC. The multi team clubs Kidmore End at Gallowstree Common, Peppard Stoke Row at Peppard Common, and the ground at Harpsden all appear to be under pressure.</p> <p>Other grounds across the area appear to have spare capacity.</p> |
| Didcot LSA (Vale and S Ox) | <p>Didcot Cricket Club will be moving from the unsecure ground at the Power Station to the double ground site at Boundary Park from 2016. This should meet the current shortfall in capacity for this club but with little or no spare capacity beyond this. The club will require nets on site, but currently there is no funding for these.</p> <p>Two of the other grounds in this sub area have artificial strips so have potentially high capacity, so the key issue for the future will be the total number of grounds available in the sub area to cater for the new population at peak time. Effectively there is potential capacity for 8-12 new teams on the current grounds and at current rates of participation as there two “spare” grounds at peak time and the matches are likely to be spread over the weekend and/or mid-week.</p> <p>Potentially one new cricket pitch is proposed to be provided, at Didcot North East in association with the new housing development. A further pitch may be provided as part of the Valley Park development.</p> <p>Given that there is expected to be a growth of around 19 teams the distribution and demand arising from these teams will need to be kept under review. Theoretically there is a sufficient number of grounds at peak time to meet the growing needs of this sport up to 2031, but the physical capacity of the sites (size, number of strips, quality) and changes to the structure of the game over the longer period may result in a need for additional provision.</p> <p>The option of developing the proposed pitches at both Valley Park and Didcot North East should therefore be retained.</p> |

Figure 48: Cricket modelling for Didcot LSA (S Ox and Vale)

| | Age Groups | Number of teams within age group | | | | Peak time | Peak time pitch requirement (total number of grounds) | | | | Number of grounds available and secure AND in use | Balance in the number of cricket grounds available and used compared with demand at peak time | | | | Area of cricket grounds required to meet demand at peak time in hectares (based on 9 strips) @ 1.3 ha | | | | Area currently available to cricket in secure use, hectares @ 1.3 ha per ground | Balance in area available in secure use. In hectares: | | | |
|------------------------|------------|----------------------------------|------|------|------|--------------------------|---|------|------|------|---|---|------|------|------|---|------|------|------|---|---|------|------|------|
| | | 2015 | 2021 | 2026 | 2031 | | 2015 | 2021 | 2026 | 2031 | | 2015 | 2021 | 2026 | 2031 | 2015 | 2021 | 2026 | 2031 | | 2015 | 2021 | 2026 | 2031 |
| Junior cricket - boys | 7-18yrs | 9 | 12 | 16 | 18 | Sat (46% of men's teams) | 3 | 4 | 5 | 5 | 9 | 6 | 5 | 4 | 4 | 4 | 5 | 6 | 7 | 12 | 8 | 7 | 6 | 5 |
| Junior cricket - girls | 7-18yrs | 0 | 0 | 0 | 0 | | | | | | | | | | | | | | | | | | | |
| Men's cricket | 18-55yrs | 13 | 17 | 21 | 22 | | | | | | | | | | | | | | | | | | | |
| Women's cricket | 18-55yrs | 0 | 0 | 0 | 0 | | | | | | | | | | | | | | | | | | | |
| | | 22 | 30 | 37 | 41 | | | | | | | | | | | | | | | | | | | |

Future team generation rates

- 5.68 The following number of teams are expected to arise per 1000 population in South Oxfordshire by 2031, see Figure 49. This information can be used to assess the number of teams likely to arise from the longer term housing proposals, a critical aspect of assessing the amount of pitch provision which will be needed.
- 5.69 There is a difference between the Didcot LSA and elsewhere because the Vale part of the Didcot LSA currently has a lower rate of cricket participation than the rest of South Oxfordshire, bringing down the average TGR rate for the sub area as a whole.

Figure 49: Future TGR rates for cricket

| Format | Age Groups | Forecast number of team numbers per 1000 population by 2031 for a new development | |
|------------------------|------------|---|-----------------|
| | | Outside the DLSA | Inside the DLSA |
| Junior cricket - boys | 7-18yrs | 0.38 | 0.25 |
| Junior cricket - girls | 7-18yrs | 0.04 | 0.01 |
| Men's cricket | 18-55yrs | 0.50 | 0.31 |
| Women's cricket | 18-55yrs | 0.02 | 0.00 |

Meeting the needs of the future

- 5.70 Given the findings from the modelling, it is clear that the priorities for the future for cricket, based on the adopted housing numbers for South Oxfordshire are the improvement / limited expansion of the existing sites (where justified) and the longer term potential development of new cricket grounds in Valley Park and Didcot North East.

Priorities for investment for cricket

- 5.71 The priorities for investment for cricket are:
- High priorities
 - Aston Rowant Cricket Club, Kingston Blount – replacement clubhouse designed to cater for both grounds
 - Boundary Park, Didcot – provide cricket nets
 - Gallowstree Common, Kidmore End Cricket Club – improve pitch
 - Horspath Cricket Club - replacement clubhouse designed to cater for both grounds
 - Peppard Common, Peppard Stoke Row Cricket Club, Recreation Ground, Stoke Row – refurbish or replace clubhouse
 - Thame Town Cricket Club – replace clubhouse

- Lower level priorities
 - Chalgrove Cricket Club – refurbish pavilion
 - Chinnor Playing Field – improve square
 - Cuxham Cricket Club – improve clubhouse
 - Marsh Baldon Village Green – provide clubhouse
 - North Moreton Cricket Club – improve clubhouse
 - Swyncombe Cricket Club – provide basic clubhouse
 - Stanton St John, The Recreation Ground – improve pitch
 - Whitchurch on Thames – provide clubhouse

SECTION 6: RUGBY UNION

Current situation

- 6.1 There are six rugby union clubs in South Oxfordshire with a total of 19 senior, 28 youth and 35 mini teams between them.

Participation in rugby

- 6.2 Nationally, participation in rugby once a month for people aged 14+ years is around 326,000, and there are 235,500 people taking playing at least once a week according to the latest Active People Survey information from Sport England (APS8q3-APS9q2, April 2014-March 2015).
- 6.3 Earlier research from Sport England for the period ending October 2009, showed that around 95% of the participants are male. The sport is mainly played by younger people, with about 84% being under the age of 34. The take up across the socio economic groups is approximately even, with a slight weighting to the NS SEC9 group which includes students, and to the more affluent groups. There are high rates of club membership for this sport, which reflects the way in which the sport is played.
- 6.4 England hosted the Rugby World Cup in 2015 and there is expected to be a significant growth in the game across all age groups and for both men and women. Over time the peak in interest will subside, but the RFU are confident that, on average over the period up to 2031, the objective of a 0.5% per annum growth in participation will be achieved.
- 6.5 The club and team information was agreed by the RFU in July 2015, see Figure 50.

Figure 50: RFU rugby team numbers 2015

| Club | Mini Midi Teams | Youth Teams U13-18 | Adult teams |
|-----------------------|-----------------|-----------------------|-------------|
| Chinnor RFC | 6 | 6 | 4 |
| Didcot RUFC | 6 | 0 | 2 |
| Henley Rugby Club Ltd | 6 | 6 | 4 |
| Reading Abbey RFC | 6 | 5 | 5 |
| Wallingford RFC | 6 | 9 | 2 |
| Wheatley RUFC | 5 | 2 | 2 |
| Totals | 35 | 28 | 19 |

- 6.6 There has been growth in the game since 2014/15; one extra senior side plus colts and additional minis and midis for Chinnor RFC, and two additional adult teams for Henley RFC. There is an extra men's team at Reading Abbey and the growth in the women's game means that they have over 40 in the squad, potentially sufficient for 2 teams, though only one plays currently.

Current provision

- 6.7 Information about the rugby club sites has been collated by the RFU, and is given in Figure 51 and mapped in Figure 52. The information also supplied details about the use of the sites, and their estimated capacity has been used to inform the modelling below.

Assessment of current supply/demand

- 6.8 The peak match demand for rugby is either Saturday afternoon for senior men, or Sunday mornings for juniors, and minis/midis, but just as important is the impact of training which is mainly on the grass pitches. Both are therefore taken into account in the modelling, reflecting the requirements of Sport England's Playing Pitch Strategy Guidance 2013.
- 6.9 The RFU assessment of the current balance in supply and demand both at the individual sites and across the district in Figure 51 shows that all of the clubs were short of pitch space for the season 2014/15. The clubs where there was the most imbalance between the supply of pitches and the demand as identified in this RFU model were at Didcot RUFC, Reading Abbey RFC and Wheatley RUFC, primarily because they did not have any or sufficient full size floodlit pitches suitable for training. However the issues are more complex than this simple model shows, and at some clubs the lack of capacity has worsened with increasing numbers of teams for the season 2015/16.
- 6.10 Chinnor RFC in Thame in 2015/16 is beginning to need to postpone or cancel matches and due to a lack of match pitch space, and there is insufficient capacity for the mini/midi games. The club currently leases land from the adjacent Showground and also hires pitches at Lord Williams's Lower School for the mini midi age groups.
- 6.11 Wheatley RUFC has some off-pitch floodlit training provision, but the site is shared with Wheatley Park School and the main pitch has no spare capacity. The club has a shared use agreement with the school to use a second, smaller size pitch for matches. Training and mini midi use is on the training grid area of the field, which is again also used by the school and there is no spare capacity in terms of overall usage. The club has completed the Towards Social Space clubhouse upgrade programme of the RFU.
- 6.12 Wallingford RFC has a shortage of floodlit training space, but a key issue with this site is the poor drainage on the larger pitch area which means that the pitches cannot be

used to an intensity which might be possible elsewhere. The club has completed the Towards Social Space programme.

- 6.13 Henley RFC has a split site, but it does have a small size 3G AGP which is used intensively. The pitches on the Regatta site, which is in South Oxfordshire, are prone to flooding. The club is seeking improvements to and is involved with the Towards Social Space clubhouse programme of the RFU.
- 6.14 Didcot RUFC currently has no access to floodlit training areas, and only one pitch. They will however be moving to a 2 pitch site at Boundary Park in 2016/17.
- 6.15 Reading Abbey RFC has two pitches with training lights plus a floodlit 1st team pitch. The club encountered significant problems in 2015/16 with a combination of training use of the pitches plus match play and a wet winter. This meant that training had to be cancelled on numerous occasions. The club used the AGP at Riverside in Reading for some training, but this was non-contact. The club has completed the Towards Social Space clubhouse programme of the RFU to improve its clubhouse facilities.

Figure 51: Rugby site and pitch capacity assessment

| Club | Mini Midi Teams | Youth Teams U13-18 | Adult teams | Midweek Match Equivalent s | No. Floodlit Pitches | Midweek Training Capacity | Full size Pitches | Match Play Demand (Weekend) | Match Play Capacity (Weekend) | Overall Site Capacity | Pitch Deficit or Surplus |
|--------------------------|-----------------------|--------------------------|----------------|-------------------------------------|----------------------------|---------------------------------|----------------------|-----------------------------------|-------------------------------------|-----------------------------|-----------------------------|
| Chinnor RFC | 6 | 6 | 4 | 6.5 | 2 | -2.5 | 4 | 6.5 | 1.5 | -1 | -0.5 |
| Didcot RUFC | 6 | 0 | 2 | 2.5 | 0 | -2.5 | 1 | 2.5 | -0.5 | -3 | -1.5 |
| Henley Rugby Club Ltd | 6 | 6 | 4 | 6.5 | 1 | -4.5 | 5 | 6.5 | 3.5 | -1 | -0.5 |
| Reading Abbey RFC | 6 | 5 | 5 | 6.5 | 1 | -4.5 | 4 | 6.5 | 1.5 | -3 | -1.5 |
| Wallingford RFC | 6 | 9 | 2 | 7 | 1 | -5 | 5 | 7 | 3 | -2 | -1 |
| Wheatley RUFC | 5 | 2 | 2 | 3.25 | 0 | -3.25 | 2 | 3.25 | 0.75 | -2.5 | -1.25 |
| | 35 | 28 | 19 | 32.25 | 5 | -22.25 | 21 | 32.25 | 9.75 | -12.5 | -6.25 |

Mini/Midis - 6 Teams - 3 at home per week - one mini team = 0.5 of a match

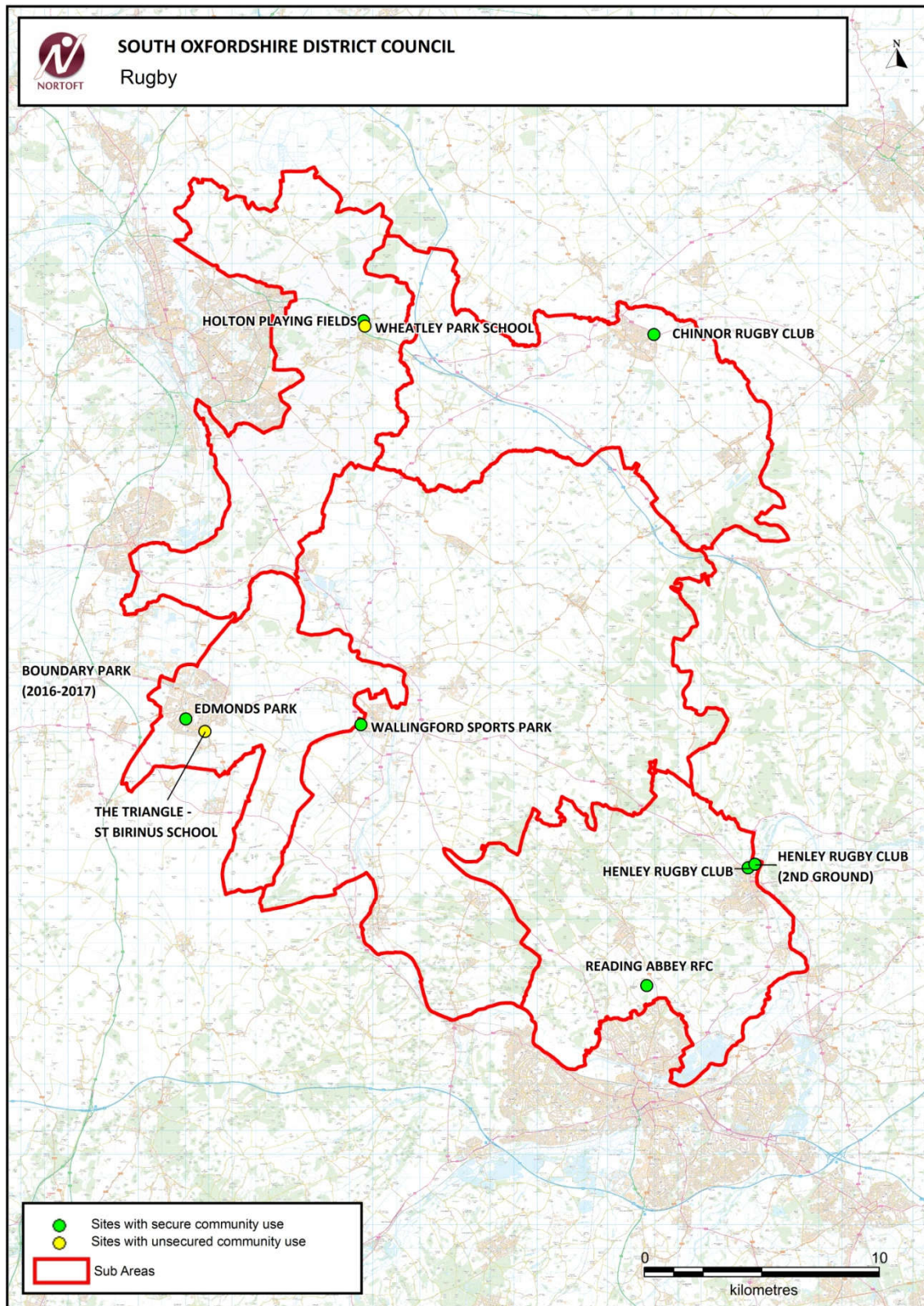
Youth - 4 teams - 2 at home per week = 2 matches

Adult - 3 teams - 1.5 at home per week = 1.5 matches

MTE - 6 at home every week = 3 matches

6 matches carrying cap (3pitches x2 matches per week) - 8 matches per week (1.5 mini/mini matches +3.5 Youth/adult matches +3 mid-week match equivalents) = - 2

Figure 52: Rugby pitch sites



Contains Ordnance Survey data © Crown copyright and database right. 2015.

Recent consultation findings

Club comments

6.16 All of the six rugby union clubs in South Oxfordshire responded to the club survey and/or follow up consultation, and the key points emerging were:

- Catchment areas
 - The catchment for all age groups in all of the clubs is generally up to about 5 miles, though Chinnor seniors come from up to 10 miles away.
- The home location of players reflects the location of the clubs. All of the clubs responding draw a high proportion of their players from South Oxfordshire. Chinnor draws about 35% of its members from Aylesbury, and Wheatley draws some players from both Aylesbury and Oxford. Wallingford draws some members from West Berkshire.
- Most clubs have experienced an increase in their number of minis, but only Chinnor and Didcot have seen an increase in the number of boys youth teams, and Henley, Didcot and Wheatley have seen an increase in the number of men's teams in the past 3 years.
- Reading Abbey has significantly increased the number of women training, though this has not yet resulted in a 2nd team.
- None of the clubs have waiting lists.
- All of the clubs responding have need of additional training facilities as all train and play on their main site.
- Only Henley has an AGP, which is training size.
- The security of the use of the rugby sites is variable.
 - Chinnor has the freehold of about 95% of the Kingsley Road site, but has a rental arrangement over the use of the showground pitches without security of use.
 - Didcot has moved to the double pitch site at Boundary Park in 2016.
 - Henley has a 50 year lease on its main site which is owned by the Town Council, and a lease for the Henley Royal Regatta site, across the road from the main site.
 - Reading Abbey owns the freehold of their site.
 - Wallingford has a 30 year lease on their site.
 - Wheatley use pitches on a rented basis at Holton and at Wheatley Park Academy but there is no security of use.

- The pitches vary in their rating from good/standard to standard/poor. There are flooding issues with both some of Wallingford's and Henley's pitches. Some sites not managed by the clubs have grass which is too short.
- The quality of the changing and ancillary facilities at the clubs is a major issue. All of the clubs that responded reported that their facilities were poor or inadequate. This is a particular issue for Reading Abbey with its rapidly growing women's section and inappropriate changing facilities.
- The sites all currently meet league requirements and are expected to continue to do so for the next 2 years.

National Governing Body comments and strategies

- 6.17 The RFU National Facilities Strategy 2013-2017 summary provides an overview of the facility priorities for the sport. The detailed specific investment decisions are made by the RFU County Board, together with the Regional Development Officer and with support from the RFU Facilities Team. Each scheme is assessed against the specific needs of the club, within the context of the national priorities. The justification for funding in the summary is provided as:

There is a continuing need to invest in community club facilities, in order to:

- Create a platform for growth in club rugby participation and membership, especially with a view to exploiting the opportunities afforded by Rugby World Cup 2015.
- Ensure the effectiveness and efficiency of rugby clubs, through supporting not only their playing activity but also their capacity to generate revenue through a diverse range of activities and partnerships.

The priorities for investment are:

- Increase the provision of integrated changing facilities that are child-friendly and can sustain concurrent male and female activity at the club.
- Improve the quality and quantity of natural turf pitches (this includes support for enhanced pitch maintenance programmes).
- Improve the quality and quantity of floodlighting.
- Increase the provision of artificial grass pitches that deliver wider game development outcomes.
- Social, community and catering facilities, which can support diversification and the generation of additional revenues.
- Facility upgrades, which result in an increase in energy-efficiency, in order to reduce the running costs of clubs.
- Pitch furniture, including quality rugby posts and pads.

Modelling the current situation

Market Segmentation and sports development

- 6.18 Rugby is a relatively small sport and does not appear in Sport England's market segmentation model.

Current team generation rates

- 6.19 On average across the authority, the following teams are arising per 1000 population. This information can be used to assess the number of teams likely to arise from new housing developments in the near future.

- Mini/midi teams: 0.3 teams
- Youth boys 0.2 teams
- Youth girls 0.00 teams
- Men 0.07 teams
- Women 0.01 teams

- 6.20 This information can be used to estimate the approximate impact of housing growth in an area of South Oxfordshire.

Summary of current situation

- 6.21 The key issues facing the sport in the district are:

- A lack of training facilities, with the primary need for more training floodlights on the existing sites.
- A lack of security of the Wheatley RUFC and also in part for Chinnor RFC.
- A lack of grass pitch space generally across the clubs.
- Flooding issues at Henley and Wallingford. The former is unlikely to be resolvable, but the latter might improve following proposed drainage works in and around the site.
- Poor quality changing and ancillary facilities, or insufficient facilities at most club sites.

- 6.22 The sub area summary is provided in Figure 53.

Figure 53: Sub area summary for rugby

| Sub Area | Overall |
|------------|---|
| Central | <p>Wallingford RFC is based in this area. Although it only has 2 senior teams it has strong youth and mini sections which are expected to grow.</p> <p>The site has 5 full size pitches of which only one is floodlit. The main issues for the site, which are in part being addressed, are poor car parking and serious waterlogging/flooding of the site. The drainage issues for the site as a whole are also being addressed by the District Council by improvements to Mill Brook, but further drainage works will be needed on the pitches.</p> <p>The priorities are:</p> <ul style="list-style-type: none"> Drainage Floodlighting of additional pitches The provision of a full size WR22 AGP which may also be shared with football Ancillary facilities Car parking Improvements to the clubhouse |
| North East | <p>The Chinnor RFC club ran 4 senior teams, plus 6 youth and 6 mini teams in season 2014/15 but this has increased for the season 2015/16, including 2 senior teams.</p> <p>The club is growing, in part due to new housing, both within the district and over the border in Aylesbury Vale.</p> <p>They currently use the secure club site, plus pitches on the Showground on a rented basis, and Lord Williams's Lower School playing fields. Their current clubhouse facilities are inadequate for the number of pitches. The use of the Lord Williams's Lower School site (10 weeks of bookings in Sept-Feb 2014-15 period) would be lost if the school develops its playing fields.</p> <p>The priorities are:</p> <ul style="list-style-type: none"> Secure the use of the Showground pitches Object to loss of use of Lord Williams's School playing fields unless there is mitigation – support to securing sufficient new playing field space adjacent to the club Improvement and extension of the clubhouse including additional changing space Potentially develop a training size WR22 AGP |
| North West | <p>The Wheatley RUFC club is slightly smaller than the others in the district, with 2 senior teams, 2 youth and 5 minis.</p> |

| | |
|----------------------------|---|
| | <p>They operate on a split site with no security of use and with poor changing and ancillary facilities. The site is shared with the school and is used at capacity.</p> <p>There is need to improve the changing facilities and the long term security of the club on the site.</p> |
| South East | <p>Henley RFC is large, with 4 senior teams, 6 youth and 6 mini teams in 2014/15, and with two additional senior teams in 2015/16.</p> <p>It operates on a split site, which is part owned by Henley Town Council and part by Henley Royal Regatta. There is a training size rugby specification AGP on site. The main site pitches are standard/good quality, but the Henley Regatta site is subject to flooding and has no changing or ancillary facilities. The flooding issues on the Regatta site are not likely to be possible to improve significantly.</p> <p>There is very little spare capacity on the site, although the training needs may in part be improved by more temporary floodlights on the Regatta site.</p> <p>The main need for Henley RFC is improved changing on the main site and also basic changing provision on the Regatta site. Additional rugby pitches should ideally be developed close to/adjacent to the existing rugby club, and out of the flood zone.</p> <p>The Reading Abbey RFC is also within the South East area, located just north of Reading. The pitches are reasonable quality but the club is seeking to improve its changing provision, particularly for women. The clubhouse also requires improvement.</p> |
| Didcot LSA (South Ox part) | <p>The club has moved to Boundary Park but the pitches are not floodlit, which is causing issues with capacity. However the RFU are looking to develop a permanent floodlit training pitch within the 2017-18 season at Boundary Park.</p> <p>The planned growth in housing in and around Didcot is likely to mean significant extra growth in demand for rugby.</p> |

Assessment of future needs

6.23 The assessment of the future needs for rugby pitches is based on a combination of:

- Team generation rate modelling results. These forecast growth in the sport, using team generation rates (TGRs), which in turn are based on: the current rates of participation in the sport across the age groups and sexes; the anticipated growth in each sport, again across the different age groups and sexes; and the changes in the population for each area of South Oxfordshire over time.
- The quality and availability of the existing grass pitches for both matches and training.
- The capacity of the existing sites to meet future demand.

Future demand – TGR modelling

6.24 The TGR modelling basis has been agreed with the RFU and is a growth in participation rate of 0.21% per annum for each age group and both sexes across all of South Oxfordshire with the exception of the Didcot LSA (DLSA). This area has an agreed growth in participation rate of 0.18% per annum, again across each of the age groups and both sexes.

6.25 The key findings from this modelling provided in Appendix 4 are:

- Across the authority as a whole, there is expected to be an increase from 82 teams in 2015 to 87 teams by 2031, with a peak of 91 teams in 2026.
- There is expected to be some growth in each of the male age groups, but little or no change in the amount of female rugby.
- All of the strategy sub areas, with the exception of the Didcot LSA are expected to retain their current team numbers into the long term.
- The area of growth is the Didcot LSA (South Oxfordshire and Vale) where the number of teams across both authorities are expected to rise, by 2 senior teams, 8 minis teams and a number of junior boys teams.
- The TGR modelling for the Didcot LSA underestimates the potential for the junior boys teams because of the low starting point, but across the district as whole, the junior boys teams are currently 80% of the number of mini teams. Given that it is expected to have 16 mini teams by 2031 in the Didcot LSA, 13 junior boys teams can be expected, based on the same ratio. However it is likely that the Wallingford RFC will continue to attract a number of players from the Didcot area, so it is estimated that 10 junior boys teams will play within the Didcot sub area in the longer term.

6.26 As with football and cricket the primary focus of investment therefore needs to be in the Didcot LSA and at Wallingford Sports Park which is within a 20 minute travel time of much of the expanding area of Didcot.

The quality and capacity of the existing grass pitch sites

- 6.27 The Boundary Park site from 2016 has 2 rugby pitches but no floodlights, and Didcot RUFC has relocated from split venue with 1 pitch on each at Edmunds Park and St Birinus School, to Boundary Park. The main problem facing the club is a lack of mid-week training capacity, both because of size of Didcot RUFC and lack of floodlit pitches.
- 6.28 The Harwell RFC site is not secure and the site is not appropriate for club development. The completed Vale of White Horse Playing Pitch Strategy proposed a new site for Harwell RFC with, in the long term, 3 floodlit pitches. However the RFU has now advised that they will instead look to prioritise the work around the area supporting the development of the facilities at Boundary Park to including lighting to grow the game in the population hot spot of Didcot and also to support the on-going growth and development of the facilities at Wallingford Sports Park, where there is a significant club base.
- 6.29 The sites vacated by Didcot RUFC at St Edmunds Park will be converted to football by the town council, but the pitch at St Birinus school will become fully used by the school. These pitches cannot therefore be relied upon to meet any long term need for rugby.

Priorities for investment for rugby

- 6.30 The given the findings of both the current situation review and the modelling , the priorities for investment in rugby are:
- Addressing the current identified issues at the club sites across the authority.
 - Floodlighting the one rugby pitch at Boundary Park.
 - Developing an additional pitch at Wallingford Sports Park to enable the expansion of Wallingford RFC.
 - Undertaking a feasibility study to confirm the deliverability and sustainability of a WR22 pitch at Wallingford Sports Park, including the extent of use for football.
 - Addressing capacity issues at Chinnor RFC, by expanding the number of pitches onto the adjacent area and developing a training size WR22 pitch.
 - Improve the pitch quality and changing at Wheatley RFC and ensuring the long term security of use of their site.
 - Improving the changing provision at Reading Abbey, particularly for women.
 - Improved changing facilities on the main Henley site and basic wash facilities for the Regatta site. Also exploration of opportunities to develop additional pitches, particularly for mini and junior use.
 - Improving the changing/social facilities at Chinnor RFC.

SECTION 7: JUSTIFYING DEVELOPERS' CONTRIBUTIONS FOR PITCHES

- 7.1 A key output of the playing pitch strategy is the development of a proposed approach for the justification of developers' contributions for housing in South Oxfordshire for the period up to 2031. This is required to both guide developers' contributions under S106 and in order to "future proof" the strategy until it is revised with the updated housing numbers confirmed through the Local Plan process.
- 7.2 The strategy has shown that the priorities for community investment across much of the district are mainly improvements to the existing playing field sites including: improved pitch quality and improved/replacement changing and other ancillary facilities. There is however need for additional artificial grass pitch space for both football and rugby.
- 7.3 It is recognised that, except in the largest developments where on-site provision can, and should, be made as part of a planning condition, developer contributions through CIL and/or S106 are only likely to be able to generate a proportion of the costs of any specific project. A key purpose of this strategy is therefore to establish the potential partnerships in funding facility investment, and it has been developed with the close involvement of Sport England, the Football Association, Rugby Football Union, the England and Wales Cricket Board, and England Hockey.
- 7.4 The strategy therefore not only provides justification for investment requested from developers where appropriate, and via CIL, but is also one of the essential documents for the justification of investment by other potential investors such as: Sport England, the Lottery, the national governing bodies, and other partners such as the Football Foundation.
- 7.5 When developer contributions are being sought under S106 and for housing sites not included within the adopted Core Strategy, the Council will need to take into account the NPPF policy that planning obligations (including developer contributions) should only be sought where they meet all 3 tests of NPPF para 204 which links to CIL Regulation 122). The 3 CIL tests are:

- *Necessary to make the development acceptable in planning terms*

If the sport infrastructure is not provided, the impact of the proposal will be unacceptable as it will not meet the needs of the relevant policies, and will lead to increased pressure on the existing facilities, for example by taking them beyond their capacity.

- *Directly related to the development*

The amount of demand which will be generated by the development will be identified through estimating the number of residents living in the proposed

dwellings and applying the local demographic profile. The impact on the local infrastructure will then be determined based on how the development relates to the catchment area for each particular facility, and the existing and future expected balance in the supply of that facility with the new demand.

The contributions sought for sport and recreation will therefore be directly related to the development.

- *Fairly and reasonably related in scale and kind to the development*

With a known demand for sport and recreation facilities directly related to the development as described above, and an assessment of the impact of the development on the supply and demand balance caused by the development, the contributions sought can be both fairly and reasonably assessed to be in scale and kind to the development.

- 7.6 For CIL funded projects the facility investment priorities are not tied to these CIL tests, and funding can be directed to the infrastructure priorities identified in the CIL Reg 123 list, wherever located across the authority. Investment using CIL funding can also be directed to projects identified as priorities in Neighbourhood Plans or by the relevant town/parish council. The site by site investment priorities therefore include both larger CIL list infrastructure requirements and more local infrastructure needs where these have been identified through the strategy process.
- 7.7 Where the housing is located within an area where there is sufficient accessible and secure playing field capacity to meet the anticipated demand arising from the new population across the existing sites, then the contribution will usually be off site and towards improvements in the quality of the accessible pitches and ancillary facilities.
- 7.8 Where on site provision is required, then there will be a need to identify this requirement at the earliest stages of the master-planning process because of the land budget and planning contribution implications.
- 7.9 The following standards will be used to determine whether developers' contributions are required on-site or off-site, and the value of these contributions.

Standard for quantity

- 7.10 The following includes the playing field area around the pitches to provide for the changing/clubhouse, car parking and landscaping. These are based on the assessments and modelling within the sports specific sections of the Playing Pitch Strategy.
- 7.11 There are two sets of "standards" which can be used to assess demand for housing developments, one set is for South Oxfordshire outside of the Didcot LSA, and one set is for the authority area within the Didcot LSA. This reflects: the differences in rates of participation between the parts of the authority; the cross-boundary

movement of players in the Didcot area and the differences in demographics, with Didcot having a younger age profile than much of the rest of the district.

Rates of demand for grass pitch space in South Oxfordshire outside of the Didcot Leisure Sub Area

- For grass football (matches): 0.40 ha / 1000
- For grass cricket: 0.23 ha / 1000
- For grass rugby: 0.70 ha / 1000

Rates of demand for grass pitch space in South Oxfordshire within the Didcot Leisure Sub Area

- For grass football: 0.30 ha / 1000
- For grass cricket: 0.14 ha / 1000
- For grass rugby: 0.23 ha / 1000

- 7.12 This provision is based on the fundamental principle that wherever possible, the playing pitch area for each sport should to remain separately provided for in order to reduce the conflicts with extended seasons, and to ensure quality.

Accessibility

- 7.13 A 20 minute catchment time for each of football, cricket and rugby is realistic for South Oxfordshire and should be used as the accessibility test.

Quality

- 7.14 There is now an extensive set of sports facility design advice available from Sport England and the major national governing bodies of sport. The planning policies for South Oxfordshire in relation to the quality standards for playing pitches and sites should therefore refer back to this guidance, both for design and layout.

SECTION 8: IMPLEMENTATION

- 8.1 The implementation of the strategy will be achieved through a combination of approaches, by South Oxfordshire District Council and its partners. There are a number of recommendations emerging from the strategy which require specific actions and investment, and others which are more a matter of ensuring the protection of the existing network of sites and opportunities for sport and active recreation. The formal planning standards and policies can be used as guidance for the negotiations of developers contributions linked to new housing.

Priorities for investment

- 8.2 South Oxfordshire District Council and its partners will treat this strategy as a live document and will aim to undertake a number of action points arising from it. The first priority for implementation will therefore be an action plan which is led and coordinated by the Council on an interdepartmental basis, and will involve the key stakeholders. This will be based around the project specific proposals set out in Figure 55 which have been widely consulted upon with appropriate parties e.g. sports representatives, users, and providers. These proposals:
- Set out sport and site specific actions, with clear priorities;
 - Provide challenging but realistic and deliverable actions;
 - Provide an indication of the resource implications of each action, including where possible any associated financial costs, and how these resources could be secured;
 - Set timescales for the delivery of each action.
- 8.3 The facility proposals will be phased over time as there are some urgent and high priorities, and others which will require attention in the longer term or are a lower priority.

SECTION 9: SUMMARY BY SITE

- 9.1 This section brings together the sport specific summaries above by site in Figure 55, and provides draft Stage D priorities for action, based on the Stage B and Stage C report.

Notes and key for the site summary table

Site control

This column shows the organisation responsible for the site. This will usually be the site owner unless it is on a long term (5 years plus) lease to a sports club. Where the day-to-day management of the site is different from the owner/long term lessee, then this is noted in the comments column.

Pitch type

The size of the pitch according to the national governing body guidelines.

For football:

Mini soccer includes: 5v5 pitches and 7v7 pitches

Youth football includes: 9v9, 11v11 for u13/14 and u15/16

Adult football: u17/u18 and over 18.

Security of use

Playing field sites in South Oxfordshire are either in secure community use, for example as a village recreation ground, or use is on a non-secure basis. There are no formal time-limited lease arrangements, for example as might be found on joint use sites. Sites with secure community use are marked Y, those without are marked N.

Pitch and ancillary facility quality

This is based on: the non-technical site assessment, club site-specific feedback on quality, league information, discussions with South Oxfordshire District Council, and discussions with the relevant parish/town councils. The relevant national governing body (NGB) has confirmed this assessment.

Carrying capacity

The individual pitch colour-coding is based on: the agreed pitch quality, club site-specific feedback on usage, league information, known training demands, number of matches on the pitch, discussions with South Oxfordshire District Council, discussions with the relevant parish/town councils, the estimated extent of informal use. The relevant national governing body (NGB) has confirmed this assessment.

| Colour code | Natural turf pitches | Artificial pitches |
|-------------|---|--|
| Green | The pitch could withstand more use under the current maintenance arrangements | There is spare capacity at peak time within the current opening hours of the facility. |
| Orange | The pitch is at or very close to capacity, and could not withstand more use unless the maintenance and management arrangements were changed in order to improve pitch quality. | <p>The pitch is at or close to capacity during the hours in which it is open at peak time.</p> <p>There may be options for increasing capacity though; longer opening hours, potentially changing the programming between sports, or altering the way in which the pitch is divided up for hire.</p> |
| Red | The pitch is at capacity or appears to be over-used and pitch quality is being affected. There is no scope to increase usage but a change in management and maintenance to improve pitch quality. | <p>The pitch is fully used throughout the peak period during the hours which it is open.</p> <p>There appears to be limited scope to increase capacity through longer opening hours or potentially changing the programming between sports or altering the way in which the pitch is divided up for hire</p> |

Pitch use at peak time

- 9.2 This column is based on the recorded home match pitches for each club and team. It records whether a pitch is used at peak time, whether it is used by a/some teams but there is more match time capacity, or if the pitch is fully booked. It should be noted that most matches for mini football are played at the same time, i.e. Saturday mornings, but that adult and youth football is more evenly spread across the week. Rugby has high peaks, with the male adult games all taking place on Saturday afternoons, but the minis and juniors playing on Sunday mornings. Cricket is approximately evenly spread across the week. This column should therefore be used with some caution. The key is given below.

| Colour code | Peak time match usage |
|-------------|---------------------------------|
| Green | Unused or has good availability |
| Orange | Some but limited availability |
| Red | Fully used |

Costs

- 9.3 Where the primary need is for the improvement of pitches or ancillary facilities, these have not been costed because it will depend upon the specific factors at each site. Sites that require pitch improvements will require inspection by specialist sports turf agronomists to determine improvements and costs. However reference can be made to the costs schedule produced by Sport England as part of their Protecting Playing Fields programme. Copies of these are provided as Appendix 6, or see www.sportengland.org/funding/our-different-funds/protecting-playing-fields/budget-costs/.
- 9.4 Estimated costs, where given, are based on Sport England's Facilities Cost guidance for Second Quarter 2016, except where specific project proposals have already been costed.

Figure 55: Site by site summary and investment proposals

Key

Lead body

PC = Parish Council/Playing Fields Association

| Site Name | Site control | Pitch Type | Security of community use | Pitch quality | Quality of ancillary facilities | Pitch capacity across the week | Pitch capacity at peak match time | Key issues /comments | Proposal | Cost | Date | Priority for action and Lead Body |
|--|----------------|-------------------------|---------------------------|---------------|---------------------------------|--------------------------------|-----------------------------------|---|---|------------------------------|------|-----------------------------------|
| Central sub area | | | | | | | | | | | | |
| Benson RAF Benson, Fielden Road, Benson, Wallingford OX10 6AA | MOD | Adult Football | N | S | S | | | Very limited community use. | | | | |
| | | Adult Football | N | S | | | | | | | | |
| Benson Sunnyside, Benson, Wallingford, OX10 6LZ | Parish Council | Adult Football | Y | S | S | | | | | | | |
| | | Youth Football | Y | S | | | | | | | | |
| | | Youth Football | Y | S | | | | | | | | |
| | | Mini Soccer | Y | S | | | | | | | | |
| Berinsfield Abbey Sports Centre, Green Furlong, OX10 7NR | Sports Club | AGP (Small sand filled) | Y | P | S | | | Poor quality AGP behind sports centre. Concrete rebound walls. AGP not a priority for FA, RFU or EH. | Review future AGP requirements as part of future leisure centre study. If proposed to be closed, mitigation required either on site or off site that meets | Depends on outcome of review | | H SODC |

| Site Name | Site control | Pitch Type | Security of community use | Pitch quality | Quality of ancillary facilities | Pitch capacity across the week | Pitch capacity at peak match time | Key issues /comments | Proposal | Cost | Date | Priority for action and Lead Body |
|--|----------------|----------------|---------------------------|---------------|---------------------------------|--------------------------------|-----------------------------------|--|-------------------------|------|---------|-----------------------------------|
| | | | | | | | | | the NPPF para 74 tests. | | | |
| Berinsfield Lay Avenue Recreation Ground, OX10 7NX | Parish Council | Adult Football | Y | P | G | | | A Fields in Trust protected site. Minis overmarked. | | | | |
| | | Adult Football | Y | S | | | | | | | | |
| | | Youth Football | Y | S | | | | | | | | |
| | | Youth Football | Y | S | | | | | | | | |
| Britwell Salome Cricket Club, Watlington, OX9 5LF | Parish Council | Cricket | Y | G | G | | | | | | | |
| Chalgrove Cricket Club, High Street, Chalgrove, OX44 7AF | Sports Club | Cricket | Y | P | P | | | Requires refurbishment of pavilion with new showers. | Refurbish pavilion | tbc | 2017 | L PC, Club |
| Chalgrove Recreation | Parish Council | Adult Football | Y | P | G | | | Site reported as suffering from waterlogging/ | | £70K | 2017/18 | H |

| Site Name | Site control | Pitch Type | Security of community use | Pitch quality | Quality of ancillary facilities | Pitch capacity across the week | Pitch capacity at peak match time | Key issues /comments | Proposal | Cost | Date | Priority for action and Lead Body | |
|---|--------------|----------------|---------------------------|---------------|---------------------------------|--------------------------------|-----------------------------------|---|---|-------|---------|-----------------------------------|--|
| Ground, Baronhurst Drive, Chalgrove, OX44 7TE | | Youth Football | Y | P | | | | flooding. Pitches require levelling and drainage. | Pitch improvements including levelling and drainage. | £330K | | PC, Club, FA | |
| | | Youth Football | Y | P | | | | There will need to be increased maintenance on the pitches following improvements, so the implications of the proposed works need to be assessed and viability confirmed. | 2 x team changing provision required. | | | | |
| | | Mini Soccer | Y | P | | | | Site used by Chalgrove Cavaliers. Site difficulties mean that the club struggles to fulfil its matches. | | | | | |
| | | | | | | | | | Additional grass 11v11 pitch created has been seeded incorrectly meaning it will only take a limited amount of youth play | | | | |
| | | | | | | | | Changing provision required to serve the adult 11v11 pitch | | | | | |
| | | AGP (MUGA) | Y | P | | | | Site waterlogs and floodlights are unreliable | Refurbish and improve floodlights | tbc | 2018/19 | M | |

| Site Name | Site control | Pitch Type | Security of community use | Pitch quality | Quality of ancillary facilities | Pitch capacity across the week | Pitch capacity at peak match time | Key issues /comments | Proposal | Cost | Date | Priority for action and Lead Body |
|---|----------------|----------------|---------------------------|---------------|---------------------------------|--------------------------------|-----------------------------------|---|----------|------|------|-----------------------------------|
| | | | | | | | | in wet weather. Surface needs replacement and new/ improved lighting required. | | | | PC, club |
| Cholsey Recreation Ground/ Jubilee Field, Station Road, Wallingford, OX10 9PT | Parish Council | Adult Football | Y | S | G | | | New pavilion (2013) with 2 x changing plus officials. Cricket moved to Fairmile Hospital site. | | | | |
| | | Adult Football | Y | S | | | | | | | | |
| | | Youth Football | Y | S | | | | | | | | |
| | | Youth Football | Y | S | | | | | | | | |
| | | Mini Soccer | Y | S | | | | | | | | |
| | | Mini Soccer | Y | S | | | | | | | | |
| Cholsey Old Fairmile Hospital Site, Ferry Lane, Cholsey, OX10 9HH | Sports Club | Cricket | Y | G | G | | | New recently developed site. Good quality with new pavilion but already being used over capacity. | | | | |
| Crowmarsh Recreation Ground, The Street, Crowmarsh Gifford, OX10 8EB | Parish Council | Adult Football | Y | S | G | | | | | | | |
| | | Adult Football | Y | S | | | | | | | | |
| | | Cricket | Y | S | | | | | | | | |

| Site Name | Site control | Pitch Type | Security of community use | Pitch quality | Quality of ancillary facilities | Pitch capacity across the week | Pitch capacity at peak match time | Key issues /comments | Proposal | Cost | Date | Priority for action and Lead Body |
|--|----------------|----------------|---------------------------|---------------|---------------------------------|--------------------------------|-----------------------------------|---|-------------------|------|---------|-----------------------------------|
| Cuxham Cricket Club, Main Road, Cuxham OX49 5NE | Sports Club | Cricket | Y | S | P | | | Poor quality clubhouse. Not a priority for OCB. | Improve clubhouse | tbc | 2020/21 | L Club, OCB |
| Dorchester-on-Thames Recreation Ground, Drayton Road, OX10 7PJ | Parish Council | Adult Football | Y | S | S | | | Training use takes site beyond capacity. | | | | |
| | | Cricket | Y | S | | | | | | | | |
| Ewelme Cows Common, High Street, OX10 6HQ | Parish Council | Mini Soccer | Y | S | G | | | | | | | |
| | | Cricket | Y | G | | | | | | | | |
| Goring Gardiner Recreation Ground, Upper Red Cross Road, RG8 9BD | Parish Council | Adult Football | Y | G | G | | | Goring on Thames CC use site. | | | | |
| | | Cricket | Y | S | | | | | | | | |
| Goring Sheepcote Recreation Ground, | Parish Council | Adult Football | Y | S | G | | | Youth using adult pitch at peak time | | | | |
| | | Youth Football | Y | S | | | | | | | | |

| Site Name | Site control | Pitch Type | Security of community use | Pitch quality | Quality of ancillary facilities | Pitch capacity across the week | Pitch capacity at peak match time | Key issues /comments | Proposal | Cost | Date | Priority for action and Lead Body |
|---|-----------------|-------------|---------------------------|---------------|---------------------------------|--------------------------------|-----------------------------------|---------------------------------|--|------------------------------|----------|-----------------------------------|
| Gatehampton Road, RG8 9LU | | Mini Soccer | Y | S | | | | | | | | |
| Goring, site to be confirmed | | | | | | | | | Development of full size 3G pitch (100x 64 + 3m runoff) with floodlighting, fencing and spectator hardstanding | £700K excl prof fees and VAT | 2020 /21 | FA, Clubs, SODC |
| Goring Primary School, Wallingford Road, Goring, RG8 0BG | Prim-ary School | Mini Soccer | N | S | No Chan ging facilities | | | | | | | |
| Lewknor Recreation Ground, High Street, Lewknor, OX49 5TH | Parish Council | Cricket | Y | G | S | | | | | | | |
| Moulsford Recreation Ground, Wallingford, OX10 9JD | Parish Council | Cricket | Y | S | G | | | Fields in Trust protected site. | | | | |

| Site Name | Site control | Pitch Type | Security of community use | Pitch quality | Quality of ancillary facilities | Pitch capacity across the week | Pitch capacity at peak match time | Key issues /comments | Proposal | Cost | Date | Priority for action and Lead Body |
|--|------------------|-------------------------|---------------------------|---------------|---------------------------------|--------------------------------|-----------------------------------|---|-------------------------------|-------|---------|-----------------------------------|
| Nettlebed Community School, High Street, RG9 5DD | Secondary School | AGP (Small sand filled) | N | S | P | | | No changing facilities | | | | |
| Nettlebed Sports Ground, Watlington Street, RG9 5AA | Parish Council | Adult Football | Y | P | P | | | | | | | |
| | | Cricket | Y | G | | | | | | | | |
| Stonor Cricket Club, Stonor, Henley, RG9 6HG | Sports Club | Cricket | Y | G | G | | | | | | | |
| Swyncombe Cricket Club, Swyncombe RG9 6EJ | Sports Club | Cricket Club | Y | S | P | | | No changing facilities. Need for clubhouse facilities but not OCB priority. | Basic clubhouse | £2.4k | 2021/21 | L Club |
| Wallingford St Georges Road Playing Field, St Georges Road, OX10 8HL | Secondary School | Youth Football | N | S | P | | | Changing facilities not required due to level of play but basic wash facilities should be provided. | Basic wash facilities | tbc | 2020/21 | L School, club |
| Wallingford | Town Council | Adult Football | Y | P | P | | | Pitches leased to Crowmarsh Youth FC on | Improve pitches and changing. | tbc | 2017/18 | H |

| Site Name | Site control | Pitch Type | Security of community use | Pitch quality | Quality of ancillary facilities | Pitch capacity across the week | Pitch capacity at peak match time | Key issues /comments | Proposal | Cost | Date | Priority for action and Lead Body |
|---|------------------|-------------------|---------------------------|---------------|---------------------------------|--------------------------------|-----------------------------------|---|---|------|---------|-----------------------------------|
| The Bull Croft, High Street, Wallingford, OX10 8HL | | Adult Football | Y | P | | | | 10 year agreement. Site is managed and maintained by the Town Council. | Retain grass pitches. | | | Town Council, Club, FA |
| | | Youth Football | Y | P | | | | Adult pitches being used by youth. Football club would like to turn hard courts into AGP. Key issue for adults is the relatively poor quality pitches. | | | | |
| Wallingford The Paddocks, Wormald Road, OX10 9BD | Sports Club | Youth Football | Y | S | P | | | No changing facilities | Provide basic wash facilities if long term security of community use confirmed. | tbc | 2019/20 | M NHS, Club, FA, SODC |
| | | Mini Soccer | Y | S | | | | Site leased to Crowmarsh Youth FC on 5 year agreement from NHS. Training use takes site beyond capacity. Basic wash facilities required | | | | |
| Wallingford School, St Georges Road, Wallingford, OX10 8 JE | Secondary School | AGP (Sand Filled) | Y | G | P | | | No changing facilities available for community use. Previously joint use centre but agreement did not | Seek to extend weekend use of AGP for hockey | n/a | 2016/17 | H EH, Club, SODC |

| Site Name | Site control | Pitch Type | Security of community use | Pitch quality | Quality of ancillary facilities | Pitch capacity across the week | Pitch capacity at peak match time | Key issues /comments | Proposal | Cost | Date | Priority for action and Lead Body |
|--|--------------------------|--------------------|---------------------------|---------------|---------------------------------|--------------------------------|-----------------------------------|--|---|-----------------|---------|-----------------------------------|
| | | | | | | | | <p>include AG. School now manages. Mostly football use of AGP and very limited use for hockey.</p> <p>No use Saturday afternoons and Sundays. Inflexible booking policy. England Hockey working to secure increased community use at weekends.</p> <p>No use of grass pitches on main school site.</p> | | | | |
| Wallingford Sports Park, Hithercroft Road, Wallingford, OX10 9RB | Wallingford Sports Trust | Adult Football | Y | S | P | | | <p>Inadequate parking. Parts of the site flood but some drainage works planned, including stream improvements. Need for additional pitch space. Car parking poor and requires improvement.</p> | Extend and improve car parking | Tbc for all | 2018/19 | H |
| | | Adult Football | Y | S | | | | | | | | |
| | | Adult Football | Y | S | | | | | Improve pitch drainage across remainder of site | WR22 AGP £1.22m | 2019/20 | H |
| | | Senior Rugby Union | Y | S | | | | | | | | Sports Park, clubs, SODC |

| Site Name | Site control | Pitch Type | Security of community use | Pitch quality | Quality of ancillary facilities | Pitch capacity across the week | Pitch capacity at peak match time | Key issues /comments | Proposal | Cost | Date | Priority for action and Lead Body |
|-----------|--------------|--------------------|---------------------------|---------------|---------------------------------|--------------------------------|-----------------------------------|--|---|------|------|-----------------------------------|
| | | Senior Rugby Union | Y | S | | | | Football use priorities are improved clubhouse facilities. Used by Wallingford FC. | Confirm and deliver expansion of site (2 x adult pitches) linked to adjacent housing. Confirm if for football or rugby. | | | |
| | | Senior Rugby Union | Y | P | | | | Previous use for cricket, but now taken out. | | | | |
| | | Senior Rugby Union | Y | P | | | | Wallingford RFC priorities are: | Develop a full size WR22 AGP for rugby and football use, subject to feasibility study and availability of funding. | | | |
| | | Senior Rugby Union | Y | P | | | | Drainage of the existing pitches (one pitch done) | | | | |
| | | AGP (Sand Dressed) | Y | G | | | | Floodlighting of additional pitches Ancillary facilities Proposal for full size WR22 pitch which can also be used for football. Supported by FA and RFU but not a priority for their own funding. Wallingford Hockey Club is unable to expand because of a lack of pitch space. | | | | |

| Site Name | Site control | Pitch Type | Security of community use | Pitch quality | Quality of ancillary facilities | Pitch capacity across the week | Pitch capacity at peak match time | Key issues /comments | Proposal | Cost | Date | Priority for action and Lead Body |
|---|----------------|-----------------------------|---------------------------|---------------|---------------------------------|--------------------------------|-----------------------------------|--|---|-------------------------|---------|-------------------------------------|
| | | | | | | | | Site also used for tennis and squash and petanque | | | | |
| Warborough Village Green, The Green North, OX10 7DR | Parish Council | Adult Football | Y | P | S | | | Used by Warborough and Shillingford CC. | | | | |
| | | Cricket | Y | S | | | | Previously also had rugby pitch but now only one goal post and not marked out. | | | | |
| Watlington area, site to be confirmed | | AGP 3g, full size, floodlit | | | | | | Subject to feasibility study on viability and deliverability | Development of a full size floodlit football turf 3G pitch (100 x 64 m + 3m runoff), fencing and spectator hardstanding | £700K excl fees and VAT | 2021 | M FA, clubs, SODC, school(?) |
| Watlington Sports Field, Shirburn Road, Watlington OX49 5BZ | Parish Council | Adult Football | Y | S | G | | | Current training facilities for football are inadequate, with only one small pitch floodlit. | | | | |
| | | Mini Soccer | Y | S | | | | | | | | |
| | | Cricket | Y | G | | | | Issues with cricket sharing ground. Used by Watlington CC. | | | | |
| Whitchurch on Thames | Parish Council | Adult Football | Y | S | P | | | No changing facilities | Provide clubhouse | £2.4k | 2021/21 | L |

| Site Name | Site control | Pitch Type | Security of community use | Pitch quality | Quality of ancillary facilities | Pitch capacity across the week | Pitch capacity at peak match time | Key issues /comments | Proposal | Cost | Date | Priority for action and Lead Body |
|---|--------------------|-------------------------|---------------------------|---------------|---------------------------------|--------------------------------|-----------------------------------|----------------------------------|----------|------|------|-----------------------------------|
| Recreation Ground, Eastfield Lane, RG8 TEJ | | Cricket | Y | S | | | | Used by Whitchurch on Thames CC. | | | | PC, club, OCB |
| Woodcote Recreation Ground, Reading Road, Woodcote, RG8 0RA | Parish Council | Adult Football | Y | S | S | | | | | | | |
| | | Cricket | Y | G | | | | | | | | |
| Woodcote Langtree School, Reading Road, RG8 0RA | School | AGP (Small sand filled) | N | G | S | | | No floodlights | | | | |
| Woodcote The Oratory School, Reading Road, RG8 0RG | Independent School | AGP (Small Sand Filled) | N | G | G | | | Not open for community use. | | | | |
| North East Sub Area | | | | | | | | | | | | |

| Site Name | Site control | Pitch Type | Security of community use | Pitch quality | Quality of ancillary facilities | Pitch capacity across the week | Pitch capacity at peak match time | Key issues /comments | Proposal | Cost | Date | Priority for action and Lead Body |
|--|----------------|----------------|---------------------------|---|---------------------------------|--------------------------------|-----------------------------------|---|-------------------------|------|---------|-----------------------------------|
| Chinnor Playing Field, Station Road, Chinnor, OX39 4PU | Parish Council | Adult Football | Y | S | G | | | Cricket square requires improvement. | Improve cricket square. | tbc | 2018/19 | L PC, clubs, OCB |
| | | Adult Football | Y | S | | | | New/additional cricket provision may be required. | | | | |
| | | Mini Soccer | Y | S | | | | New community pavilion with changing opening early 2016 with 4 team changing plus social space. | | | | |
| | | Mini Soccer | Y | S | | | | | | | | |
| | | Mini Soccer | Y | S | | | | | | | | |
| | | Mini Soccer | Y | S | | | | | | | | |
| | | Cricket | Y | S | | | | Chinnor Youth FC have 25 year agreement but site generally owned, managed and maintained by Parish Council. Club responsible for pitch seeding and treatment. | | | | |
| | | | | Step 6 compliant senior pitch facility at the site. | | | | | | | | |
| Chinnor Hill Road Recreation Ground OX39 1QH | Parish Council | Adult Football | Y | P | P | | | No changing facilities Training takes site beyond capacity. | | | | |

| Site Name | Site control | Pitch Type | Security of community use | Pitch quality | Quality of ancillary facilities | Pitch capacity across the week | Pitch capacity at peak match time | Key issues /comments | Proposal | Cost | Date | Priority for action and Lead Body |
|---|----------------|----------------|---------------------------|---------------|---------------------------------|--------------------------------|-----------------------------------|--|--|-------|---------|-----------------------------------|
| | | | | | | | | Single pitch site so not a priority for changing provision. | | | | |
| Chinnor Whites Field Mill Lane OX39 4RF | Sports Club | Adult Football | Y | P | S | | | Site leased to Chinnor Youth FC on 25 year agreement. Club manages and maintains site. | Improve drainage and pitch maintenance. FA recommend that the club also work through the FA Pitch Improvement Programme. | £112k | 2017/18 | H Club, FA |
| | | Youth Football | Y | P | | | | | | | | |
| | | Youth Football | Y | P | | | | Site heavily used and requires improved maintenance and drainage. Need to consider financial implications of the increased maintenance costs which will be associated with the pitch improvements. | | | | |
| Great Haseley Playing Field, Thame Road, OX44 7JX | Parish Council | Cricket | Y | G | G | | | | | | | |
| Great Milton Recreation Ground, The Green, OX44 7NT | Parish Council | Adult Football | Y | S | G | | | | | | | |
| | | Cricket | Y | G | | | | | | | | |

| Site Name | Site control | Pitch Type | Security of community use | Pitch quality | Quality of ancillary facilities | Pitch capacity across the week | Pitch capacity at peak match time | Key issues /comments | Proposal | Cost | Date | Priority for action and Lead Body |
|--|----------------|----------------|---------------------------|---------------|---------------------------------|--------------------------------|-----------------------------------|---|--|-------|---------|-----------------------------------|
| Kingston Blount Recreation Ground, Bakers Piece, OX39 4SW | Parish Council | Youth Football | Y | S | S | | | | | | | |
| | | Mini Soccer | Y | S | | | | | | | | |
| Kingston Blount Aston Rowant CC The Butts Way, Chinnor Road, OX39 4ST | Sports Club | Cricket | Y | S | P | | | Second ground adjacent to original now developed but no changing/ clubhouse facilities. OCB considers first ground to be overused. Existing clubhouse is poor quality. No changing on 2 nd pitch. | Require replacement clubhouse to cater for both grounds located between the two. | £630k | 2018/19 | H Club, OCB |
| | | Cricket | Y | S | P | | | | | | | |
| Tetsworth Sports and Social Club, Marsh End, OX9 7AU | Parish Council | Adult Football | Y | S | G | | | | | | | |
| | | Cricket | Y | G | | | | | | | | |
| Tiddington Cricket Club, Fernhill Close, OX9 2NA | Parish Council | Cricket | Y | S | G | | | | | | | |

| Site Name | Site control | Pitch Type | Security of community use | Pitch quality | Quality of ancillary facilities | Pitch capacity across the week | Pitch capacity at peak match time | Key issues /comments | Proposal | Cost | Date | Priority for action and Lead Body |
|--|------------------|--------------------|---------------------------|---------------|---------------------------------|--------------------------------|-----------------------------------|---|--|------|---------|---|
| | | | | | | | | | | | | |
| Thame Chinnor Rugby Club, Kingsley Road, OX9 3JL | Sports Club | Senior Rugby Union | Y | S | S | | | Chinnor owns part of the Kingsley Road site, but has a rental arrangement over the use of the showground pitches without security of use. The club also uses 2 pitches at the Lord Williams's Lower School site. Training size WR22 pitch would ease training pressures Clubhouse and changing facilities need expansion. | Secure additional pitches adjacent to the club. | Tbc | 2016/17 | H |
| | | Senior Rugby Union | Y | S | | | | | Improve and extend the clubhouse with additional changing. | Tbc | 2017/18 | H |
| | | Senior Rugby Union | Y | S | | | | | Develop training size WR22 pitch | tbc | 2019/20 | H Club, RFU, Thame TC, School, Showground SODC |
| | | Senior Rugby Union | Y | S | | | | | | | | |
| Thame Lord Williams's School, Upper School Site Oxford Road, | Secondary School | Cricket | N | P | P | | | Used by Thame CC but no security of use. No changing facilities | | | | |
| | | AGP (Sand Dressed) | Y | S | | | | Adjacent to leisure centre but managed by school. Mainly used by football, | Seek to increase number of hockey hours on the pitch, | n/a | 2019/20 | H |

| Site Name | Site control | Pitch Type | Security of community use | Pitch quality | Quality of ancillary facilities | Pitch capacity across the week | Pitch capacity at peak match time | Key issues /comments | Proposal | Cost | Date | Priority for action and Lead Body |
|---|------------------|----------------|---------------------------|---------------|---------------------------------|--------------------------------|-----------------------------------|--|--|-------------------------|---------|-----------------------------------|
| OX9 2AQ | | | | | | | | but also hosts hockey club. | particularly once other / additional 3G pitch space is made available. | | | School, club, EH |
| Thame Oxford Road | | | | | | | | | Proposed development of full size 3G AGP. Confirm justification of proposal and support school with reviewing business case for community use. | £700K excl fees and VAT | 2017/18 | School, SODC |
| Thame North of Towersey Road Lord Williams's School, Lower School Site, OX9 3NW | Secondary School | Senior rugby | N | S | P | | | No changing available | Mitigation for proposed loss of pitches to be agreed as part of the Design Brief. | | 2018/19 | H School, SODC |
| | | Senior rugby | N | S | | | | Site used by Chinnor RFC for Youths. No community use of the football pitch. | | | | |
| | | Youth football | N | S | | | | Site proposed to be sold for development as part of school relocation. | | | | |
| Thame South of Towersey Road Lord Williams's School, Lower | Secondary school | Youth football | N | S | P | | | No changing available Site also has training grids and other pitches marked out as required. No community use. | Site sale to be mitigated by off-site contributions to Chinnor RFC for pitch improvements and expanded site, and | | 2018/19 | H School, SODC |

| Site Name | Site control | Pitch Type | Security of community use | Pitch quality | Quality of ancillary facilities | Pitch capacity across the week | Pitch capacity at peak match time | Key issues /comments | Proposal | Cost | Date | Priority for action and Lead Body |
|--|--------------|-----------------------|---------------------------|---------------|---------------------------------|--------------------------------|-----------------------------------|---|---|------|---------|-----------------------------------|
| School Site, Towersey Road, OX9 3NW | | | | | | | | Site proposed to be sold for development as part of school relocation. | investment in new 3G AGP on Oxford Road | | | |
| Thame Meadow View Park, Kingsley Road, OX9 3DQ | Sports Club | Adult Football | Y | S | G | | | AGP at full capacity. | Undertake a feasibility study to confirm the best option for delivering additional 3G AGP space on this site. Deliver the option then identified. Develop additional grass pitch space | Tbc | 2018/19 | H |
| | | Adult Football | Y | S | | | | Grass pitches are also at capacity preventing further team development. | | | | |
| | | Adult Football | Y | S | | | | Club are working with contractor next door to use excess soil to build up the pitch levels. | | | | |
| | | Youth Football | Y | S | | | | | | | | |
| | | Youth Football | Y | S | | | | | | tbc | 2018/19 | M |
| | | Youth Football | Y | S | | | | | | | | |
| | | Mini Soccer | Y | S | | | | New Step 7 pitch recently constructed but not floodlit. | | | | |
| | | AGP (3G Rubber Crumb) | Y | G | | | | Estimated cost of works on playing fields for improved drainage is £40,000. AGP too small to act as a match pitch. | | | | |

| Site Name | Site control | Pitch Type | Security of community use | Pitch quality | Quality of ancillary facilities | Pitch capacity across the week | Pitch capacity at peak match time | Key issues /comments | Proposal | Cost | Date | Priority for action and Lead Body |
|--|----------------|----------------|---------------------------|---------------|---------------------------------|--------------------------------|-----------------------------------|---|----------------------|-------|------|-----------------------------------|
| | | | | | | | | Potentially develop additional grass pitches on site. | | | | |
| Thame Southern Road Recreation Ground, Southern Road, OX9 2EE | Parish Council | Adult Football | Y | P | S | | | Pitch used by one adult team, plus some training for other teams/ages. | | | | |
| Thame Town Cricket Club, Church Road, OX9 3AJ | Sports Club | Cricket | Y | S | P | | | Need for replacement pavilion. | Replacement pavilion | £225k | | H Club |
| Towersey Playing Field, Towersey Road, OX9 3NN | Parish Council | Cricket | Y | S | G | | | | | | | |
| | | Adult Football | Y | S | | | | | | | | |
| North West Sub Area | | | | | | | | | | | | |
| Forest Hill Football Ground, Stanton Road, Forest Hill, OX33 1DT | Parish Council | Adult Football | Y | S | P | | | No changing facilities Single pitch site. Low priority for investment in changing provision. | | | | |

| Site Name | Site control | Pitch Type | Security of community use | Pitch quality | Quality of ancillary facilities | Pitch capacity across the week | Pitch capacity at peak match time | Key issues /comments | Proposal | Cost | Date | Priority for action and Lead Body |
|--|----------------|----------------|---------------------------|---------------|---------------------------------|--------------------------------|-----------------------------------|---|---|-------|---------|-----------------------------------|
| Garsington Memorial Playing Field, Denton Lane, OX44 9EL | Sports Club | Adult Football | Y | S | S | | | | | | | |
| | | Cricket | Y | S | | | | | | | | |
| Headington Risinghurst Sports Ground, Grovelands Road, OX3 8HZ | Parish Council | Adult Football | Y | P | P | | | No changing facilities Single pitch site. Low priority for investment in changing provision. | | | | |
| Horspath Recreation Ground, Horspath Road, OX33 1RT | Parish Council | Cricket | Y | G | S | | | Horspath CC. New second ground. Now require replacement clubhouse. | Redevelopment of the clubhouse to cater for both grounds. | £630k | 2018/19 | H PC, club, ECB |
| | | Cricket | Y | G | | | | | | | | |
| | | Youth Football | T | S | | | | | | | | |
| Marsh Baldon The Village Green, OX44 9LJ | Parish Council | Cricket | Y | S | P | | | No clubhouse facilities | Provide clubhouse facilities | £240k | 2021/21 | L PC, club |
| Stanton St. John The Recreation Ground, OX33 1ET | Parish Council | Cricket | N | P | G | | | Poor pitch. | Improve pitch quality | tbc | 2020/21 | L PC |

| Site Name | Site control | Pitch Type | Security of community use | Pitch quality | Quality of ancillary facilities | Pitch capacity across the week | Pitch capacity at peak match time | Key issues /comments | Proposal | Cost | Date | Priority for action and Lead Body |
|---|-----------------|--------------------|---------------------------|---------------|---------------------------------|--------------------------------|-----------------------------------|---|--|------|---------|-----------------------------------|
| | | | | | | | | | | | | |
| Wheatley CoE Primary School Littleworth Road, Wheatley, Oxford OX33 1NN | Prim-ary School | Youth Football | N | S | P | | | No changing facilities Large site not only marked out for 1 youth football pitch. Previously provided for 3 x rugby/football pitches. Site under school control. Was previously subject to joint use agreement enabling full community use of all playing field area. Now only used Sundays for Wheatley Youth. | | | | |
| Holton Playing Fields, Holton, OX33 1QH | Parish Council | Adult Football | Y | P | G | | | Site proposed to be managed by Wheatley Playing Field Trust, with 99 year lease from the parish council. In addition to the marked out pitches there are 3 x training areas, one of which (80 x 50 m) has floodlights. Cricket | Improve grass pitch quality in order that the site can meet both the needs of the school and community teams (football and rugby). | Tbc | 2018/19 | H Trust, clubs, RFU, SODC |
| | | Youth Football | Y | P | | | | | | | | |
| | | Senior Rugby Union | Y | P | | | | | | | | |
| | | Cricket | Y | P | | | | | | | | |

| Site Name | Site control | Pitch Type | Security of community use | Pitch quality | Quality of ancillary facilities | Pitch capacity across the week | Pitch capacity at peak match time | Key issues /comments | Proposal | Cost | Date | Priority for action and Lead Body |
|--|--------------|--------------|---------------------------|---------------|---------------------------------|--------------------------------|-----------------------------------|--|----------|------|------|-----------------------------------|
| | | | | | | | | <p>outfield overlapped with football.</p> <p>Site also has tennis courts and is used by Wheatley Park School. Oxford Brookes also uses training area.</p> <p>Trust considers the site to be overused.</p> <p>Cricket pitch not used for matches as quality is too poor.</p> <p>Need to reduce school/training pressures on site.</p> <p>Rugby club changing needs improvement.</p> | | | | |
| Wheatley Park School Holton OX33 1QH | School | Senior Rugby | N | S | S | | | Used by Wheatley RUFC on unsecured basis. Maintained by Wheatley Playing Field Trust. | | | | |
| | | Senior Rugby | N | | | | | No community use | | | | |

| Site Name | Site control | Pitch Type | Security of community use | Pitch quality | Quality of ancillary facilities | Pitch capacity across the week | Pitch capacity at peak match time | Key issues /comments | Proposal | Cost | Date | Priority for action and Lead Body | |
|--|--------------|-------------------------|---------------------------|---------------|---------------------------------|--------------------------------|-----------------------------------|--|---|------|----------|-----------------------------------|---------------------------------|
| | | Adult football | N | | | | | | | | | | |
| | | Adult football | N | | | | | | | | | | |
| Wheatley Oxford Brookes University (Wheatley Campus), OX33 1HX | Univer sity | AGP (Small Sand Filled) | N | P | S | | | No security of use. Cricket currently used by 2 community teams but pitch over lapped by lacrosse. | Mitigation required either on site or off site that meets the NPPF para 74 tests. | | 2020/ 21 | H SODC, University | |
| | | AGP (Small Sand Filled) | N | P | | | | | | | | | |
| | | Adult football | N | S | S | | | AGPs were previously good quality but recent lack of maintenance has made them poor quality. | | | | | |
| | | Youth football | N | S | S | | | | | | | | Site due to close 2020 onwards. |
| | | Lacrosse | N | S | S | | | | | | | | |
| | | Cricket | N | S | S | | | | | | | | |
| South East Sub Area | | | | | | | | | | | | | |
| Binfield Heath Prestcold Cricket Club, Emmer Green Road, RG9 4NF | Private | Cricket | N | S | P | | | No changing facilities | | | | | |

| Site Name | Site control | Pitch Type | Security of community use | Pitch quality | Quality of ancillary facilities | Pitch capacity across the week | Pitch capacity at peak match time | Key issues /comments | Proposal | Cost | Date | Priority for action and Lead Body |
|---|----------------|--------------------|---------------------------|---------------|---------------------------------|--------------------------------|-----------------------------------|---------------------------------------|-----------------------------|------|---------|-----------------------------------|
| Checkendon Playing Field, Checkendon, RG8 OSP | Parish Council | Adult Football | Y | S | G | | | | | | | |
| | | Cricket | Y | G | | | | | | | | |
| Emmer Green Reading Abbey RFC Rose Hill, Peppard Road, RG4 8XA | Sports Club | Senior Rugby Union | Y | S | S | | | Improved changing provision required. | Improve changing provision. | Tbc | 2018/19 | M |
| | | Senior Rugby Union | Y | | | | | | | | | |
| | | Senior Rugby Union | Y | | | | | | | | | |
| | | Senior Rugby Union | Y | | | | | | | | | |
| Gallowstree Common Recreation Ground, The Hamlet, RG4 9BU | Parish Council | Adult Football | Y | P | S | | | Kidmore End CC based at this site. | Improve cricket pitch | tbc | 2020/21 | L Club, ECB, PC |
| | | Cricket | Y | G | | | | | | | | |

| Site Name | Site control | Pitch Type | Security of community use | Pitch quality | Quality of ancillary facilities | Pitch capacity across the week | Pitch capacity at peak match time | Key issues /comments | Proposal | Cost | Date | Priority for action and Lead Body |
|--|----------------|----------------|---------------------------|---------------|---------------------------------|--------------------------------|-----------------------------------|--|---|-------|---------|-----------------------------------|
| Gallowstree Common Rotherfield United Football Club Bishopswood Sports Ground, Horsepond Road, RG4 9BT | Sports Club | Adult Football | Y | S | P | | | Require 4 team changing room. Pitch maintenance investment needs to be prioritised or pitches may become unplayable due to the presence of stones within a couple of seasons | Pitch improvements and machinery for site | £30k | 2016/17 | H |
| | | Adult Football | Y | S | | | | | Improve changing | £650K | 2017/18 | H Club, FA |
| | | Adult Football | Y | S | | | | | | | | |
| | | Youth Football | Y | S | | | | | | | | |
| | | Youth Football | Y | S | | | | | | | | |
| | | Mini Soccer | Y | S | | | | | | | | |
| | | Mini Soccer | Y | S | | | | | | | | |
| Greys Green Cricket Club, Greys Road, RG9 4QG | Parish Council | Cricket | Y | G | G | | | | | | | |
| Harpsden Cricket Ground, Harpsden, RG9 4HN | Parish Council | Cricket | Y | G | G | | | | | | | |
| Harpsden Football Ground, RG9 4HN | Parish Council | Adult Football | Y | S | S | | | Training use takes site beyond capacity Football Foundation funded changing facility on site. | | | | |

| Site Name | Site control | Pitch Type | Security of community use | Pitch quality | Quality of ancillary facilities | Pitch capacity across the week | Pitch capacity at peak match time | Key issues /comments | Proposal | Cost | Date | Priority for action and Lead Body |
|---|------------------|-----------------------|---------------------------|---------------|---------------------------------|--------------------------------|-----------------------------------|---|--|------|------|-----------------------------------|
| Harpsden Highlands Farm RG9 4PR | | | | | | | | Site proposed to be developed for mini/junior football | Ensure effective delivery of site | n/a | tbc | H SODC, FA, club |
| Henley Gillotts School Gillott Lane RG9 1PS | Secondary School | Senior Rugby/Football | N | S | P | | | No changing available Site not currently used for community sport, with the exception of occasional use by Henley CC before August, after which the site is remarked for the winter sports. Used for school sports lessons and training but all school official fixtures are played away from home due to concerns of overuse. This concern has also led to AFC Henley's approach to the school for use being discouraged. Site adjacent to Henley Leisure Centre, with shared use of the sports hall and activity studios, plus some other space. | Off-site mitigation required for proposed development in compliance with NPPF para 74. Investment into playing pitch sites used by the community within Henley. Confirm Multi Use Games Area (MUGA) surface and extent of community use. | | | H School, SODC |
| | | Senior Rugby/Football | N | S | | | | | | | | |
| | | Senior Rugby/Football | N | S | | | | | | | | |
| | | Grass hockey | N | S | | | | | | | | |
| | | Grass hockey | N | S | | | | | | | | |
| | | Cricket | N | P | | | | | | | | |

| Site Name | Site control | Pitch Type | Security of community use | Pitch quality | Quality of ancillary facilities | Pitch capacity across the week | Pitch capacity at peak match time | Key issues /comments | Proposal | Cost | Date | Priority for action and Lead Body |
|--|--------------|----------------|---------------------------|---------------|---------------------------------|--------------------------------|-----------------------------------|---|----------|------|------|-----------------------------------|
| | | | | | | | | <p>Part of site included within Neighbourhood Plan for development. Remaining area proposed to be remarked for 2 rugby, 2 grass hockey and cricket plus MUGA. Site would be small and pitches overlap very significant. Surface of MUGA not yet confirmed. Siting of MUGA under trees potentially an issue.</p> <p>Proposed to make site available for community use, including new access to changing and car parking.</p> | | | | |
| Henley College Rotherfield Campus Paradise Road RG9 1UA | College | Senior Rugby | N | P | P | | | No changing available | | | | |
| | | Adult football | N | P | | | | No community use. Site considered for development as part of Henley College expansion. Site also includes 5 x tennis courts plus 1 mini | | | | |

| Site Name | Site control | Pitch Type | Security of community use | Pitch quality | Quality of ancillary facilities | Pitch capacity across the week | Pitch capacity at peak match time | Key issues /comments | Proposal | Cost | Date | Priority for action and Lead Body |
|---|--------------|--------------------|---------------------------|---------------|---------------------------------|--------------------------------|-----------------------------------|---|---|------|---------|-----------------------------------|
| | | | | | | | | tennis leased to Henley Tennis Club. Pitches are sloped and drainage insufficient. | | | | |
| Henley Rugby Club, Marlow Road, Henley on Thames, RG9 2JA | Sports Club | Senior Rugby Union | Y | G | G | | | Regatta site floods but not possible to address. | Explore options for increasing number of pitches. | Tbc | 2020/21 | L |
| | | Senior Rugby Union | | G | | | | Temporary floodlights on Regatta site for training. | Provide improved changing on the main site. | Tbc | 2017/18 | H |
| | | Senior Rugby Union | | G | | | | AGP is rugby spec is incorrect size for either football or rugby matches – only used for training and small side football leagues | Explore basic changing/ wash provision for Regatta site | Tbc | 2018/19 | M |
| | | Senior Rugby Union | | G | | | | | | | | |
| | | Mini Rugby | | G | | | | Main site requires new changing facilities and basic changing on the Regatta site. | Improve clubhouse | tbc | 2017/18 | L |
| | | Mini Rugby | | G | | | | | | | | |
| | | Mini Rugby | | G | | | | | | | | |
| | | Mini Rugby | | G | | | | Clubhouse needs improvements. | | | | |
| | | Mini Rugby | | G | | | | | | | | |
| Club, RFU | | | | | | | | | | | | |

| Site Name | Site control | Pitch Type | Security of community use | Pitch quality | Quality of ancillary facilities | Pitch capacity across the week | Pitch capacity at peak match time | Key issues /comments | Proposal | Cost | Date | Priority for action and Lead Body |
|---|--------------|-----------------------------|---------------------------|---------------|---------------------------------|--------------------------------|-----------------------------------|---|--|------|---------|---|
| | | Mini Rugby | | G | | | | | | | | |
| | | AGP (Small 3G Rubber Crumb) | | S | | | | | | | | |
| Henley, Jubilee Park, Reading Road, RG9 4HA | Sports Club | Adult Football | Y | S | S | | | Site leased to AFC Henley on 25 year rolling agreement. Club manages and maintains the site. | Resolve planning issues associated with proposal to develop changing rooms to ensure outcome is no less good than present for either hockey or football use of the site. | tbc | 2016/17 | H Town Council, SODC, clubs, GLL |
| | | Youth Football | Y | S | | | | | | | | |
| | | Youth Football | Y | S | | | | Changing rooms are across the road but are in the neighbourhood plan for development. Will require replacement but no appropriate solution yet identified. | | | | |
| | | Mini Soccer | Y | S | | | | | | | | |
| | | Mini Soccer | Y | S | | | | Club have reported issues dealing with the Town Council in relation to the waterway that runs through the site. Identified as a potential health and safety hazard due to the depth of the ditch. | | | | |

| Site Name | Site control | Pitch Type | Security of community use | Pitch quality | Quality of ancillary facilities | Pitch capacity across the week | Pitch capacity at peak match time | Key issues /comments | Proposal | Cost | Date | Priority for action and Lead Body |
|--|---------------|-----------------------------|---------------------------|---------------|---------------------------------|--------------------------------|-----------------------------------|--|---|------|---------|-----------------------------------|
| | Leisure Trust | AGP (Sand Dressed) | Y | S | | | | 5 year hire agreement for hockey renewed September 2015. | | | | |
| Henley The INVESCO Perpetual Triangle Ground, Mill Lane, RG9 4HB | Sports Club | Adult Football | N | S | S | | | <p>Site leased from Henley TC on 21 year rolling agreement. Club owns the facilities and equipment e.g. floodlights and manages the site.</p> <p>Stadium. No community use.</p> <p>Has occasional usage from AFC Henley although pitch quality restricts this. Renovation and re-seeding work required.</p> <p>Club hopes to convert pitch to AGP.</p> | | | | |
| Henley YMCA, Lawson Road, Henley-on-Thames, RG9 1NZ | Sports Club | Adult Football | Y | S | S | | | Limited access to changing facilities. | Pitch improvements subject to further cost estimation | tbc | 2020/21 | L YMCA, club, FA |
| | | Artificial Grass Pitch – 3G | | S | | | | Used by Henley YMCA who own and manage the site, and by AFC Henley's youth teams. Training use | | | | |

| Site Name | Site control | Pitch Type | Security of community use | Pitch quality | Quality of ancillary facilities | Pitch capacity across the week | Pitch capacity at peak match time | Key issues /comments | Proposal | Cost | Date | Priority for action and Lead Body |
|----------------|----------------|------------|---------------------------|---------------|---------------------------------|--------------------------------|-----------------------------------|--|---|------|---------|-----------------------------------|
| | | | | | | | | <p>takes site beyond capacity. Reported to be at risk due to cost of managing single pitch.</p> <p>Pitch Improvement Programme visit revealed drainage issues possibly due to a blockage within the drain. Further investigation is needed.</p> <p>Changing facilities only for limited time when YMCA building is open</p> <p>Although surface is 3G it is too small to act as a match venue for any age group. Floodlit.</p> | | | | |
| Peppard Common | Parish Council | Cricket | Y | S | P | | | Peppard Stoke Row CC. Also play at Newlands Lane, Stoke Row. | Refurbishment/ replacement of pavilion/clubhouse. | tbc | 2018/19 | M |

| Site Name | Site control | Pitch Type | Security of community use | Pitch quality | Quality of ancillary facilities | Pitch capacity across the week | Pitch capacity at peak match time | Key issues /comments | Proposal | Cost | Date | Priority for action and Lead Body |
|--|--------------------|-------------------------|---------------------------|---------------|---------------------------------|--------------------------------|-----------------------------------|---|--|------|------|-----------------------------------|
| Recreation Ground, Stoke Row Road, RG9 5JD | | Adult Football | Y | S | | | | | | | | PC, clubs, ECB |
| Shiplake College, Shiplake RG9 4BT | Independent School | AGP (Small Sand Filled) | N | G | | | | No community use | | | | |
| Shiplake Memorial Ground, Memorial Avenue, RG9 4DW | Parish Council | Cricket | Y | S | S | | | | | | | |
| | | Adult Football | Y | S | | | | | | | | |
| Sonning Common Chiltern Edge School, Reade's Lane, Reading RG4 9LN | Secondary School | Youth football | N | S | P | | | No changing available. No community use of pitches on site. Site playing fields larger than required by school and the school has approval to sell part for housing. | Proposed development of school pitches mitigation via investment in SO3 site, but details still to be confirmed. | tbc | tbc | H School, SODC |
| | | Youth football | N | S | | | | | | | | |
| | | Youth football | N | S | | | | | | | | |
| | | Senior rugby | N | S | | | | | | | | |

| Site Name | Site control | Pitch Type | Security of community use | Pitch quality | Quality of ancillary facilities | Pitch capacity across the week | Pitch capacity at peak match time | Key issues /comments | Proposal | Cost | Date | Priority for action and Lead Body |
|--|----------------|----------------|---------------------------|---------------|---------------------------------|--------------------------------|-----------------------------------|---|----------|------|------|-----------------------------------|
| | | Senior rugby | N | S | | | | Proposal to develop new site on north side of Reade's Road (SO3 site) and enable community use. Potentially grass pitches plus training 3G AGP. | | | | |
| | | Cricket | N | P | | | | | | | | |
| Stoke Row Newlands Lane RG9 5PS | Parish Council | Cricket | Y | S | S | | | Used by Peppard Stoke Row CC as 2 nd ground. | | | | |
| Didcot Leisure Sub Area South Oxfordshire Part | | | | | | | | | | | | |
| Aston Tirrold The Astons Recreation Ground, OX11 9DQ | Parish Council | Adult Football | Y | S | G | | | | | | | |
| | | Cricket | Y | G | | | | | | | | |
| Brightwell-cum-Sotwell The Jubilee Pavilion and Recreation Ground, Mackney Lane, O10 0SQ | Parish Council | Adult Football | Y | S | G | | | Training use takes site beyond capacity. Pitch used by u12 on Saturday mornings. | | | | |
| | | Cricket | Y | G | | | | | | | | |

| Site Name | Site control | Pitch Type | Security of community use | Pitch quality | Quality of ancillary facilities | Pitch capacity across the week | Pitch capacity at peak match time | Key issues /comments | Proposal | Cost | Date | Priority for action and Lead Body |
|--|--------------|----------------|---------------------------|---------------|---------------------------------|--------------------------------|-----------------------------------|--|---|------------------|---------------------|-----------------------------------|
| Didcot Power Station Sports Ground, Purchas road, Didcot | Commercial | Cricket | N | S | S | | | Site now closed and Didcot CC relocated to Boundary Park. With the location of the site, it is not appropriate to keep for community use. | Mitigation required either on site or off site that meets the NPPF para 74 tests. | | | H SODC |
| Didcot Boundary Park, OX11 7BS | Town Council | Adult football | Y | G | G | | | Site comes into use 2016/17. Cricket pitches will be for the relocated Didcot CC. Nets required but not yet provided on site. Rugby pitches used by the relocated Didcot RUFC. Football pitches used by Harwell & Hendred Youth FC. | Provide cricket nets Floodlight 1 x rugby pitches | £50k £50k | 2017 2017/18 | H SODC, RFU, clubs, ECB |
| | | Youth football | Y | | | | | | | | | |
| | | Youth football | Y | | | | | | | | | |
| | | Youth football | Y | | | | | | | | | |
| | | Youth football | Y | | | | | | | | | |
| | | Senior rugby | Y | | | | | | | | | |
| | | Senior rugby | Y | | | | | | | | | |
| | | Cricket | Y | | | | | | | | | |
| | | Cricket | Y | | | | | | | | | |
| | | | | | | | | | | | | |
| Didcot | Town Council | Youth Football | Y | P | P | | | Training use takes site beyond capacity. | Convert to mini/junior football use. | tbc | 2016/17 | H |

| Site Name | Site control | Pitch Type | Security of community use | Pitch quality | Quality of ancillary facilities | Pitch capacity across the week | Pitch capacity at peak match time | Key issues /comments | Proposal | Cost | Date | Priority for action and Lead Body |
|--|--------------|--------------------|---------------------------|---------------|---------------------------------|--------------------------------|-----------------------------------|--|---|------|---------|-----------------------------------|
| Edmonds Park, Park road, OX11 8QL | | Youth Football | Y | P | | Red | Yellow | Didcot RUFC use ceased in 2016. | Replace/refurbish basic wash facilities | | | Town Council |
| | | Youth Football | Y | P | | | Yellow | | | | | |
| | | Mini Soccer | Y | P | | Green | Yellow | | | | | |
| | | Mini Soccer | Y | P | | | Green | | | | | |
| | | Senior Rugby Union | Y | P | | Red | | | | | | |
| Didcot Ladygrove Estate Recreation Ground, Tyne Avenue, OX11 7NR | Town Council | Adult Football | Y | S | P | Green | Green | No changing facilities Single pitch site. Not a priority for investment in changing. | | | | |
| Didcot Lloyd Recreation Park, Brasenose Road, OX11 7BL | Town Council | Youth Football | Y | P | P | Red | Red | Home ground to Didcot Casuals. Site over used and pitches overmarked. Poor changing and lack of car parking. | Improve pitches | tbc | 2017/18 | H Town Council, clubs, FA |
| | | Youth Football | Y | P | | | Red | | Improve changing | | | |
| | | Mini Soccer | Y | P | | Red | Yellow | | Improve car parking | | | |
| | | Mini Soccer | Y | P | | | Yellow | | | | | |
| | | Mini Soccer | Y | P | | Red | Yellow | | | | | |

| Site Name | Site control | Pitch Type | Security of community use | Pitch quality | Quality of ancillary facilities | Pitch capacity across the week | Pitch capacity at peak match time | Key issues /comments | Proposal | Cost | Date | Priority for action and Lead Body |
|---|---------------------|----------------|---------------------------|---------------|---------------------------------|--------------------------------|-----------------------------------|---|--|-------|---------|-----------------------------------|
| Didcot North East leisure centre | | | | | | | | | Confirm development and delivery of 1 x full size floodlit 3G pitch, and plan space for 2 nd full size 3G pitch | £915k | | H SODC, FA |
| Didcot NPOWER Loop Meadow Stadium, Bowmont Water, Didcot, OX11 7GA | Sports Club Private | Adult Football | Y | G | G | | | Site owned by club. | | | | |
| | | Adult Football | Y | G | | | | Club hopes to convert stadium pitch to FA register match pitch | | | | |
| Didcot The Triangle – St Birinus School, Bishops Orchard, East Hagbourne OX11 8JS | Secondary School | Adult Football | N | S | S | | | Didcot RUFC use ceased in 2016. | If community use continues, improve pitch quality in partnership with the school | tbc | 2019/20 | H School |
| | | Youth Football | N | S | | | | Mini pitches not the correct size and the goals are too low. The pitches are over used. | | | | |
| | | Mini Soccer | N | P | | | | | | | | |
| | | Mini Soccer | N | P | | | | | | | | |
| | | Mini Soccer | N | P | | | | | | | | |
| | | Mini Soccer | N | P | | | | | | | | |

| Site Name | Site control | Pitch Type | Security of community use | Pitch quality | Quality of ancillary facilities | Pitch capacity across the week | Pitch capacity at peak match time | Key issues /comments | Proposal | Cost | Date | Priority for action and Lead Body |
|---|----------------|--------------------|---------------------------|---------------|---------------------------------|--------------------------------|-----------------------------------|--|---|------|--------------------|-----------------------------------|
| | | Senior Rugby Union | N | S | | | | Didcot Casuals minimise use of adult and youth pitches due to poor quality. | | | | |
| Didcot St Birinus School Mereland Rd OX11 8AZ | School | none | | | | | | Adjacent to sports hall (Didcot Leisure Centre). School proposing to develop AGP. Surface and details to be confirmed. | Confirm size, surface and community access to AGP. Delivery of AGP | tbc | 2016/17 2020/21 | M School |
| East Hagbourne Recreation Ground, New road, Hagbourne, OX11 9BN | Parish Council | Adult Football | Y | S | P | | | | | | | |
| Long Wittenham, Bodkins Sports Field, Abingdon, OX14 4QW | Parish Council | Adult Football | Y | S | S | | | Training use takes site beyond capacity | | | | |
| North Moreton Moreton Cricket Club, High Street, | Sports Club | Cricket | Y | S | P | | | Poor clubhouse but not high priority for national governing body investment. | Improve clubhouse | tbc | 2020/21 | L Club |

| Site Name | Site control | Pitch Type | Security of community use | Pitch quality | Quality of ancillary facilities | Pitch capacity across the week | Pitch capacity at peak match time | Key issues /comments | Proposal | Cost | Date | Priority for action and Lead Body |
|--|--------------|------------|---------------------------|---------------|---------------------------------|--------------------------------|-----------------------------------|----------------------|--|------|------|-----------------------------------|
| North Moreton, OX11 9AT | | | | | | | | | | | | |
| Didcot Leisure Sub Area Vale Part | | | | | | | | | | | | |
| Didcot Valley Park | | | | | | | | | Confirm development of: Full size 3G pitch 2 adult football 2 junior football | S106 | tbc | H SODC, FA |

Funding

- 9.5 It is important to ensure that all of the available resources are carefully targeted and tailored to meet the needs of the whole community so any initial capital investment and long term revenue commitments can be fully justified.
- 9.6 The proposals arising from the strategy are likely to be funded and supported by a range of partners and new facility provision might be via a mix of public and private sources. There are likely to be an increasing number of innovative partnership arrangements over the next few years both in relation to capital and revenue projects, and consideration should be given by the Council to exploring all of the available options to enable the delivery of the proposals.
- 9.7 Funding sources and programmes vary significantly over time, and there is limited benefit in exploring in detail all of the funds available at this point. As each facility is considered, a variety of options for funding will need to be explored by the Council and the potential developers of each project. These might include, in no particular order:
- Mixed development – perhaps delivering community sports facilities as part of a wider regeneration scheme.
 - Developers' Contributions – by locking the study into planning policy.
 - Land disposals and partial land development – where agreed as surplus to need.
 - Partnership delivery and joint funding - by working with key partners such as schools.
 - Partnership funding - with major sports clubs and their National Governing Bodies of Sport (NGBs), Football Foundation and others.
 - Sport England/UK Sport funds.
 - Lottery Funds.
 - Government funding.

Procurement and management

- 9.8 The nature and process of the procurement of the facilities covered by this strategy and their long term management will fundamentally depend upon the type and scale of facility. It is likely that many sports and recreation facilities will increasingly become the responsibility of a sports club(s), either directly or indirectly.

Action, review and monitoring

- 9.9 The final stage in a Playing Pitch Strategy is its delivery and making sure that it is kept up to date, Stage E of Sport England's Guidance strategy, which is planned for 2017 and will take place once the emerging Local Plan has moved further forwards and the scale and location of the housing is better known. This review will need to revisit the modelling which forecasts future demand, and extend the end date of the strategy to be consistent with the Local Plan. There should also be a full review of the strategy within 5 years.
- 9.10 Sport England also recommends that a process should be put in place to ensure regular monitoring of how the recommendations and action plan are being delivered. This monitoring should be led by the local authority and supported by all members of, and reported back to, the steering group. Understanding and learning lessons from how the PPS has been applied should also form a key component of monitoring its delivery. This should form an on-going role of the steering group.
- 9.11 As a guide, if no review and subsequent update has been carried out within three years of the PPS being signed off by the steering group, then Sport England and the NGBs would consider the PPS and the information on which it is based to be out of date.
- 9.12 Ideally the PPS could be reviewed on an annual basis from the date it is formally signed off by the steering group. This will help to maintain the momentum and commitment that would have been built up when developing the PPS. Taking into account the time to develop the PPS this should also help to ensure that the original supply and demand information is no more than two years old without being reviewed.
- 9.13 An annual review should not be regarded as a particularly resource intensive task. However, it should highlight:
- How the delivery of the recommendations and action plan has progressed and any changes required to the priority afforded to each action (e.g. the priority of some may increase following the delivery of others)
 - How the PPS has been applied and the lessons learnt
 - Any changes to particularly important sites and/or clubs in the area (e.g. the most used or high quality sites for a particular sport) and other supply and demand information, what this may mean for the overall assessment work and the key findings and issues
 - Any development of a specific sport or particular format of a sport or recent information e.g. the FA modelling for 3G pitch requirements.
 - Any new or emerging issues and opportunities.



Nortoft Partnerships Limited
2 Green Lodge Barn, Nobottle, Northampton NN7 4HD
Tel: 01604 586526 Fax: 01604 587719
Email: info@nortoft.co.uk Web: www.nortoft.co.uk